

**One-stop shop for
all panel accessories**



**Maximum Retail Prices
for Panel Accessories**
Effective from 01 - 11 - 2019



Good quality products and customer service, continuous improvement in processes, systems and capabilities are the hallmark of leaders in business.

The Electrical Standard Products (ESP) business and New Product Development (NPD) function of L&T Electrical & Automation have been awarded the Deming Prize 2019, by JUSE (Union of Japanese Scientists and Engineers), Japan.

The Deming Prize is one of the highest awards on Total Quality Management (TQM) in the globe. It is presented to an organization that has implemented TQM suitable for its management philosophy, scope/type/scale of business and management environment.

The TQM activities of ESP were evaluated for establishment of customer oriented objectives and strategies & top management leadership, suitable utilisation and implementation of TQM, effects obtained regarding business objectives and demonstration of organizational capabilities.

L&T's ESP is the first low voltage switchgear manufacturer in India that has received this recognition.



Contents

Rotary Switches _____ 2

Load Break Switches _____ 13

Cable Ducts _____ 15

Timing Devices, Supply Monitors & ELR _____ 18

Modular Remote Control Units _____ 25

Discontinued products _____ 37

Note:

Colour of HSN code signifies below

[Green colour : 18%* GST]

* Subject to change as per Govt. notification

The Energy Management System that fosters energy efficiency



Your trusted partner for the continued growth of your business – Larsen & Toubro – presents SmartComm Energy Management System. It enables you to measure and monitor your electrical system, consequently helping you save energy. At the heart of this monitoring system are our digital panel meters, with host of benefits.

SmartComm Energy Management System software

- Simple and powerful energy monitoring software with multiple benefits that empowers the user to save money
- Glimpse of all entire energy consumption in the plant through dashboard
- Provision to generate multiple report types

Digital Panel Meters

- Meters with Class 1, Class 0.5, 0.5S, Class 0.2, 0.2S accuracy
- Meters with THD and individual harmonics up to 31st
- Direct access to Basic, Power and Energy parameters through front keys
- RS485 or Ethernet communication available
- Analog, Digital inputs and outputs, Data logging options

Please refer ESP Price List for details.

Customer Interaction Center (CIC)

BSNL / MTNL (toll free): 1800 233 5858 Reliance (toll free): 1800 200 5858
Tel: 022 6774 5858 Email: cic@Lntebg.com Web: www.Lntebg.com

L&T's metering solutions include:

Single function meters

VAF + PF meters

Energy meters

Dual Source meters

Basic Multifunction meters

Advanced Multifunction meters

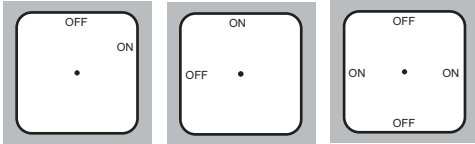
MD Controller

For L&T DPM programming videos and more details on Energy Management Solutions please scan the QR code or click here



Rotary Switches

Cam Operated Rotary Switches [8536]



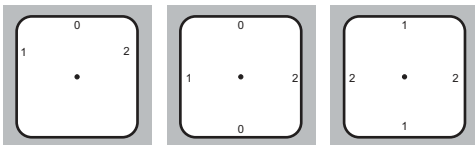
Isolators Switches (ON-OFF Switches)



60° Operation	90° Operation	90° Operation Complete Rotation	Description	M.R.P. (₹) Per Unit									
				6A	10A	16A	25A	32A	40A	63A	100A	200A	
Cat. No.													
61001	61191	61195	1 Pole ON - OFF	124	236	284	306	382	487	569	2990	3860	
61002	61192	61198	2 Pole ON - OFF	159	270	324	375	444	588	728	3737	5030	
61003 ^s	-	-	3 Pole ON - OFF	173	324	582	708	787	986	1418	5060	6595	
-	61199	61197		173	324	379	492	547	687	985	4600	6282	
61004	61194	61196	4 Pole ON - OFF	213	365	405	598	639	776	1171	5328	7470	

Offered upto 12 Pole

§ Motor Duty Switch (AC-3 Duty)

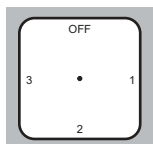


Changeover Switches (Local - Remote, Auto - Manual Switches)



With Center OFF (60°)	With OFF (90°)	Without OFF (90°) with Complete Rotation	Description	M.R.P. (₹) Per Unit								
				6A	10A	16A	25A	32A	40A	63A	100A	200A
Cat. No.												
61025	61151	61037	1 P 2W	159	297	356	382	426	569	770	3860	5583
61026	61152	61038	2 P 2W	213	359	405	515	598	781	1171	5652	8508
61027	61153	61039	3 P 2W	262	445	542	776	839	985	1573	7318	10887
61028	61154	61040	4 P 2W	324	519	624	1018	1074	1185	1972	9241	13590

Phase Changeover (PS Series Switches)



Cat. No.	Description	M.R.P. (₹) Per Unit			
		25A	32A	40A	63A
61060	1 P 3W with OFF	362	452	660	743

Phase Changeover in SS enclosure

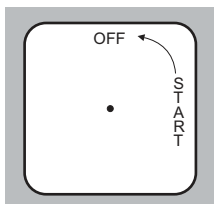


Cat. No.	Description	M.R.P. (₹) Per Unit			
		25A	32A	40A	63A
72347P □ M17TDYR.	PS Series Switches in SS enclosure	2491	2624	3880	3972

Note : Prices are available on request for higher than 4 Pole ON-OFF version. Please contact nearest L&T branch office for prices.

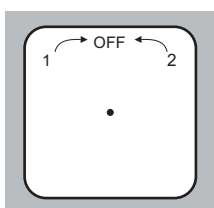
Spring Return Switches [8536]

ON - OFF Spring Return Switches



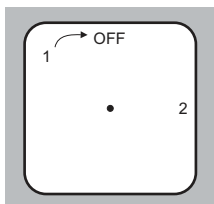
Description	Cat. No.	M.R.P. (₹) Per Unit	
		16A	25A
1 P ON - OFF	61351	611	927
2 P ON - OFF	61352	639	1049
3 P ON - OFF	61353	727	1255
4 P ON - OFF	61354	857	1370

Double Throw with Spring Return Switches



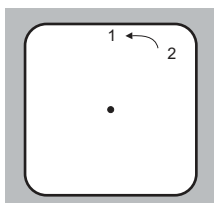
Description	Cat. No.	M.R.P. (₹) Per Unit	
		16A	25A
1 P 2W W/OFF Spring Return	61361	639	1049
2 P 2W W/OFF Spring Return	61362	942	1370
3 P 2W W/OFF Spring Return	61363	1029	1707

One Side Spring Return Switches



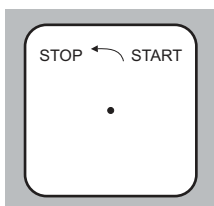
Description	Cat. No.	M.R.P. (₹) Per Unit	
		16A	25A
1 P 3W Spring Return - OFF from 1	61364	583	1049
2 P 3W Spring Return - OFF from 1	61365	857	1370
3 P 3W Spring Return - OFF from 1	61369	933	1707

Spring Return Switches without OFF



Description	Cat. No.	M.R.P. (₹) Per Unit	
		16A	25A
1 P 2W Spring Return - from 2 to 1	61371	583	1049
2 P 2W Spring Return - from 2 to 1	61372	857	1370
3 P 2W Spring Return - from 2 to 1	61373	933	1707

Start Stop Spring Return Switches

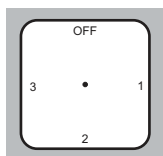


Description	Cat. No.	M.R.P. (₹) Per Unit	
		16A	25A
1 P Start Stop Spring Return	61300	727	1059
2 P Start Stop Spring Return	61388	857	1370

Multi Step Switches [8536]

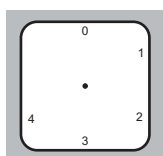


Multi Step Switches with OFF



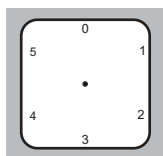
3 Way

Description	Cat. No.	M.R.P. (₹) Per Unit								
		6A	10A	16A	25A	32A	40A	63A	100A	200A
1 P 3W	61060	188	338	372	PS Series Switches (Refer page no. 2)				3923	5958
2 P 3W	61080	262	397	453	610	660	949	1068	5769	9110
3 P 3W	61100	379	532	769	909	991	1267	1648	7533	11960
4 P 3W	61131	482	681	933	1136	1246	1695	1979	9517	14996



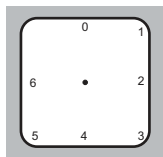
4 Way

1 P 4W	61061	219	304	542	645	714	812	1101	***	***
2 P 4W	61081	379	572	639	681	790	***	1288	***	***
3 P 4W	61101	522	***	1017	1136	1304	***	1979	13932	17989
4 P 4W	61132	631	1069	1290	1363	1455	1923	2284	19546	***



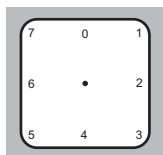
5 Way

1 P 5W	61062	240	485	624	804	817	***	1178	***	***
2 P 5W	61082	439	747	831	1095	1288	1322	1654	***	***
3 P 5W	61102	583	1371	1440	1551	***	1911	2238	18544	***



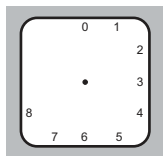
6 Way

1 P 6W	61063	317	***	604	***	832	860	***	***	***
2 P 6W	61083	522	***	879	***	***	***	***	***	***
3 P 6W	61103	727	***	1658	1827	***	***	2304	***	***



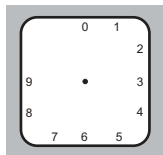
7 Way

1 P 7W	61064	324	560	653	817	855	888	1378	***	***
2 P 7W	61084	547	***	864	1281	**	1363	2188	***	***
3 P 7W	61104	754	***	1398	1682	***	2575	3031	***	***



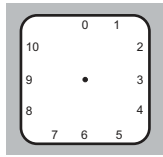
8 Way

1 P 8W	61065	366	***	647	1122	***	1406	***	***	***
2 P 8W	61085	599	***	1179	***	***	***	***	***	***



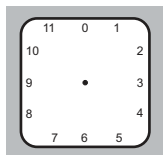
9 Way

1 P 9W	61066	379	***	***	***	***	***	***	***	***
2 P 9W	61086	680	***	1727	***	***	***	***	***	***



10 Way

1 P 10W	61067	439	***	900	***	***	***	***	***	***
2 P 10W	61087	701	***	***	***	***	***	***	***	***

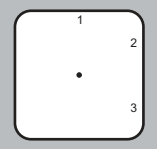
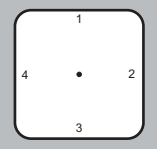
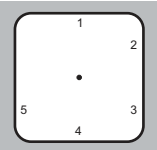
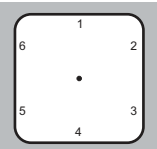
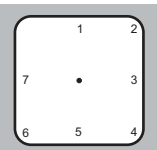
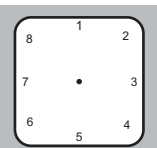
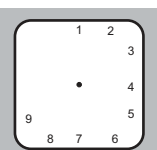
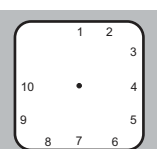
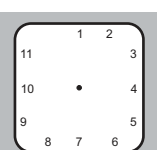
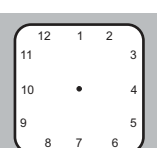


11 Way

1 P 11W	61068	522	***	823	2089	***	***	***	***	***
2 P 11W	61088	796	***	***	***	***	***	***	***	***

***Prices are available on request.

Multi Step Switches without OFF

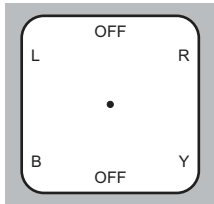
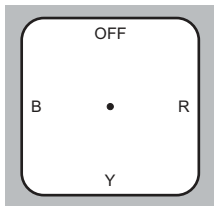
	Description	Cat. No.	M.R.P. (₹) Per Unit								
			6A	10A	16A	25A	32A	40A	63A	100A	200A
	1 P 3W W/O OFF	61049	178	325	381	471	492	756	855	***	***
	2 P 3W W/O OFF	61069	262	492	530	610	***	949	1122	5769	***
	3 P 3W W/O OFF	61089	379	612	796	909	991	***	1648	***	12074
	4 P 3W W/O OFF	61120	482	681	920	1156	1231	2705	2982	***	***
	1 P 4W W/O OFF	61050	201	351	460	569	598	825	1149	3923	***
	2 P 4W W/O OFF	61070	295	511	542	672	734	991	1288	6061	9789
	3 P 4W W/O OFF	61090	400	499	864	1074	1185	1297	1731	7983	13197
	4 P 4W W/O OFF	61121	558	681	1008	1297	1378	1731	2311	9808	16698
	1 P 5W W/O OFF	61051	240	368	496	639	***	***	***	***	***
	2 P 5W W/O OFF	61071	439	***	680	***	***	***	***	***	12401
	3 P 5W W/O OFF	61091	583	***	1440	1551	***	1586	2304	***	***
	1 P 6W W/O OFF	61052	256	***	619	713	817	955	1206	5769	11290
	2 P 6W W/O OFF	61072	509	***	836	1273	1309	1322	1690	11496	14774
	3 P 6W W/O OFF	61092	619	1284	1440	1488	1537	1724	2304	19546	30903
	1 P 7W W/O OFF	61053	317	***	***	845	***	***	***	10168	***
	2 P 7W W/O OFF	61073	547	***	933	1297	***	***	***	***	***
	3 P 7W W/O OFF	61093	754	***	1543	1962	***	***	3102	***	***
	1 P 8W W/O OFF	61054	324	666	701	855	900	997	1455	***	***
	2 P 8W W/O OFF	61074	577	***	1179	1297	***	***	***	***	***
	3 P 8W W/O OFF	61094	810	***	1685	1766	1799	2063	3257	***	***
	1 P 9W W/O OFF	61055	379	***	1117	***	***	***	***	***	***
	2 P 9W W/O OFF	61075	639	***	1062	***	***	***	***	***	***
	1 P 10W W/O OFF	61056	405	706	1241	***	***	***	***	***	***
	2 P 10W W/O OFF	61076	708	***	***	***	***	***	***	***	***
	1 P 11W W/O OFF	61057	749	***	***	***	***	***	***	***	***
	2 P 11W W/O OFF	61077	857	***	***	***	***	***	***	***	***
	1 P 12W W/O OFF	61058	790	***	920	2159	2299	***	***	***	***
	2 P 12W W/O OFF	61078	927	***	***	***	***	***	***	***	***

***Prices are available on request.

Instrumentation Selector Switches [8536]

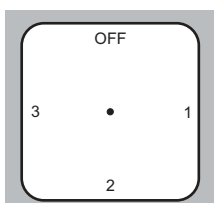
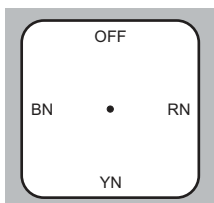
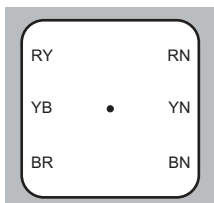
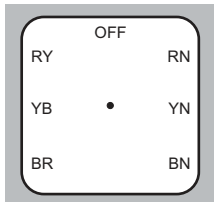
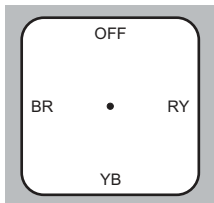


Ammeter Selector Switches (ASS)



Description	Cat. No.	Amps	M.R.P. (₹) Per Unit
Line Currents with OFF with CT	61325 SAB13TDYR	6A	264
Line Currents with OFF with CT	61325 SBB13TDYR	10A	315
Line Currents with OFF with CT	61325 SCB03TDYR	16A	401
Line Currents with OFF without CT	71000 SCB03TDYR	16A	1150
Direct Currents with OFF without CT	71000 SEB03TDYR	25A	1297
Direct Currents with OFF without CT	71000 SFB03TDYR	32A	1558
Direct Currents with OFF without CT	71000 SGB03TDYR	40A	2737
Direct Currents with OFF without CT	71000 SIB03TDYR	63A	2886

Voltmeter Selector Switches (VSS)



Description	Cat. No.	Amps	M.R.P. (₹) Per Unit
Voltage between Phases with OFF	61312 SAB13TDYR	6A	191
Voltage between Phases with OFF	61312 SBB13TDYR	10A	286
Voltage between Phases with OFF	61312 SCB03TDYR	16A	362

Description	Cat. No.	Amps	M.R.P. (₹) Per Unit
Voltage between Phases & Individual Phases to Neutral with OFF	61313 SAB13TDYR	6A	340
Voltage between Phases & Individual Phases to Neutral with OFF	61313 SBB13TDYR	10A	573
Voltage between Phases & Individual Phases to Neutral with OFF	61313 SCB03TDYR	16A	679

Description	Cat. No.	Amps	M.R.P. (₹) Per Unit
Voltage between Phase & Phase to Neutral without OFF	61314 SBB13TDYR	10A	565

Description	Cat. No.	Amps	M.R.P. (₹) Per Unit
Voltage between Phases & Phase to Neutral without OFF	61311 SAB13TDYR	6A	340
Voltage between Phases & Phase to Neutral with OFF	61311 SBB13TDYR	10A	387

Ammeter & Voltmeter Combined Switch

Description	Cat. No.	Amps	M.R.P. (₹) Per Unit
Voltage between Phases to Neutral & Current of that Phase	61338 SBB13TDYR	10A	605



Control your breaker remotely
through TNC switch

Breaker Control Switches (Trip-Neutral-Close)

- 1NO+1NO, 2NO+2NC model available in 25A
- Barrel lock option available
- Lost motion contact (LMD) & Sequence Locking available

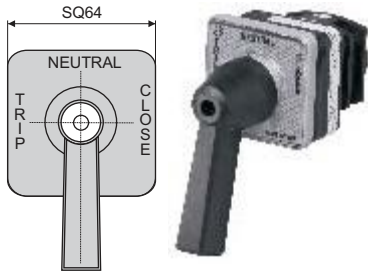


Customer Interaction Center (CIC)

BSNL / MTNL (toll free) : 1800 233 5858 Reliance (toll free) : 1800 200 5858

Tel : 022 6774 5858, Fax : 022 6774 5859 E-mail : cic@Lntebg.com / Website www.Lntebg.com

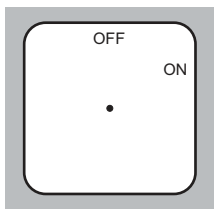
Breaker Control Switches (Trip - Neutral - Close)



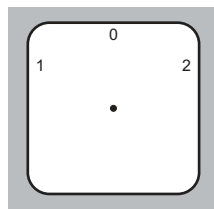
Rating	Contact Arrangement	Mounting Type	Cat. No.	M.R.P. (₹) Per Unit
25A	1NO + 1NC	Standard	73257SEB03PGGB	1064
25A	1NO + 1NC	Standard	73257SEB03PGYR	1064
25A	1NO + 1NC	Barrel Lock	73257SEB90PGBB	1460
25A	2NO + 2NC	Standard	72009SEB03PGBB	1253
25A	2NO + 2NC	Standard	72009SEB03PGYR	1253
25A	2NO + 2NC	Standard	72009SEB03PGGB	1253
25A	2NO + 2NC	Barrel Lock	72009SEB90PGBB	1770

Other option such as sequence inter lock (SIL) & lost motion device (LMD) available on request.

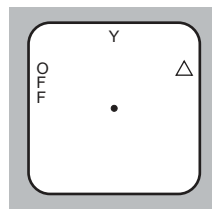
Motor Duty Switches



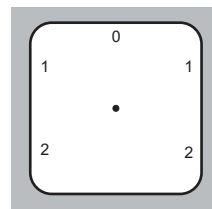
61003



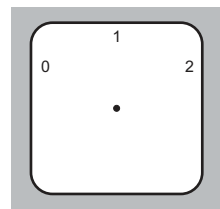
61211



61200



61217

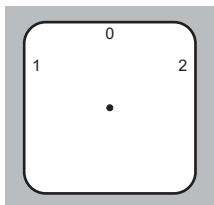


61212

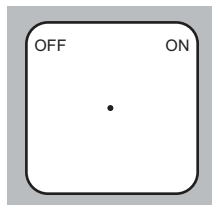
Description	Cat. No.	M.R.P. (₹) Per Unit						
		16A	25A	32A	40A	63A	100A	200A
ON - OFF Switch	61003	582	708	787	986	1418	5060	6595
FOR - OFF - REV Switch	61211	439	528	625	1629	1979	5043	8129
Star - Delta Switch	61200	583	744	935	1426	1827	***	***
2 Speed for FOR - OFF - REV Switch	61217	***	1346 [#]	***	2250	***	***	***
2 Speed forward Switch	61212	639	1226	1537	1931	2367	6308	7284

Supplied only with ball grip handle

Switches in Enclosure



73393, 71913



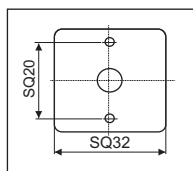
72244



Description	Cat. No.	Amps	M.R.P.
FOR - OFF - Rev in SS with ball grip handle	73393SCM17BGXB	16A	471
FOR - OFF - Rev in SS with ball grip handle	71913SEM17BGYR	25A	735
FOR - OFF - Rev in SS with ball grip handle	71913SFM17BGYR	32A	1080
3 Pole ON - OFF in SS	72244SEM17TDYR	25A	639
3 Pole ON - OFF in SS	72244SFM17TDYR	32A	932
3 Pole 2Way Without OFF in SS	61153SCM17TDYR	16A	894

For any other rating requirement please contact nearest L&T branch office

Rotary Switch Accessories [8538]



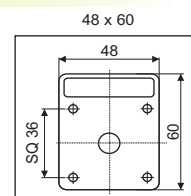
Front Plate Assembly

Description	Cat. No.	Size	M.R.P. (₹) Per Unit
Front Plate for 6 & 10A	FP10SQ32	32 x 32	25
Front Plate for 6 to 16A	FP16SQ48	48 x 48	26
Front Plate for 25 & 32A	FP32SQ64	64 x 64	46
Front Plate for 40 to 200A	FP200SQ88	88 x 88	74



Handles & Knobs

Description	Cat. No.	Size	M.R.P. (₹) Per Unit
Flag Handle for 6 - 10A	KNFHS1	32 x 32	7
Flag Handle for 16A	KNFHS2	48 x 48, 48 x 60	15
Flag Handle for 25 - 32A	KNFHS3	64 x 64, 64 x 80	26
Ball Handle for 16 - 32A	HNBHS1	64 x 64, 64 x 80	74
Ball Handle for 40 - 200A	HNBHS2	88 x 88, 104 x 104	74
PG Handle for 16 - 32A	HNPGS1	64 x 64, 64 x 80	79
Lever Handle for 40 - 200A	HNLVS1	88 x 88, 104 x 104	100
Tear Drop for 6 - 16A	KNTDS1	48 x 48, 48 x 60	15
Tear Drop for 16 - 32A	KNTDS2	64 x 64, 64 x 80	26
Tear Drop for 40 - 400A	KNTDS3	88 x 88, 104 x 104	53



Special Front Plate Assembly

Description	Cat. No.	Size	M.R.P. (₹) Per Unit
SPL IND Plates upto 16A	FPRT4860	48 x 60	46
SPL IND Plates for 16 - 32A	FPRT6480	64 x 80	79

Script Plate (marking plate)

Description	Cat. No.	Size	M.R.P. (₹) Per Unit
Script Plate for 6 - 10A	SPSQ32	32 x 32	7
Script Plate for 6 - 16A	SPSQ48	48 x 48	15
Script Plate for 16 - 32A	SPSQ64	64 x 64	17
Script Plate for 40 - 200A	SPSQ88	88 x 88	23
Script Plate for 6 - 16A	SPRT4816	48 x 16	7
Script Plate for 6 - 32A	SPRT6416	64 x 16	7

Mounting Plates (used for Back Fixing Plate)

Description	Cat. No.	Size	M.R.P. (₹) Per Unit
Rear MTG Plate for 6 - 16A	MPSQ48	48 x 48	12
Rear MTG Plate for 25 - 32A	MPSQ64	64 x 64	17
Rear MTG Plate for 40 - 63A	MPSQ88	88 x 88	41
Rear MTG Plate for 80 - 400A	MPSQ104	104 x 104	79
DIN Rail Attachment upto 32A	B21DIN35	-	74

Wall Type Mounting Boxes (upto 32A - maximum 4 Contacts)

Description	Cat. No.	M.R.P. (₹) Per Unit
Plastic / ABS Enclosure B17 16A upto 3 Stage / 25A upto 2 Stage	WMBABS	522
Aluminium Enclosure B17 16A upto 3 Stage / 25A upto 2 Stage	WMBAL	869
SS Enclosure M17 upto 32A - 4 Stage	WMBSS	326



B31 PVC Enclosure

Note: Switches to be order separately.

Script Plate - Silver Finish (for Black Front Plate Assembly Only)

Description	Cat. No.	Size	M.R.P. (₹) Per Unit
Silver Finish 48 x 48 mm	SFSQ48	48 x 48	15
Silver Finish 64 x 64 mm	SFSQ64	64 x 64	17
Silver Finish 88 x 88 mm	SFSQ88	88 x 88	23
Silver Finish 104 x 104 mm	SFSQ104	104 x 104	40

Shrouding Cover (maximum 6 Contacts Round Type)

Description	Cat. No.	M.R.P. (₹) Per Unit
Shrouding Cover for 6 - 10A	SHCS1	53
Shrouding Cover for 16A	SHCS2	53
Shrouding Cover for 25 - 32A	SHCS3	87
Shrouding Cover for 40 - 63A	SHCS4	87
Special Cover for Extended Termination 80 - 400A (maximum 2 Contact Stage)	SHCS5	635

Ordering Code for Rotary Switches

Example for :


	1. Programme Code				2. Type		3. Ampere		4. Mounting		5. Knob		6. Colour	
25A 3 Pole														
ON - OFF Switch	6	1	1	9	7	S	E	B	0	3	T	D	Y	R

1. Programme Code


Programme	Programme Code
Isolators	Pg. No. 3
Changeovers Switches	Pg. No. 3
Spring Return Switches	Pg. No. 4
Multistep Switches with OFF	Pg. No. 5
Multistep Switches without OFF	Pg. No. 6
Instrumentation Switches	Pg. No. 7
Motor Control Switches	Pg. No. 8
Switches in SS Enclosure	Pg. No. 8
Breaker Control Switches	Pg. No. 8

2. Type Selection


Type	Code
S-Series (6 to 400A)	S
Touch Proof (6 to 16A)	T
Rear Access Termination (16 to 63A)	R
Phase Selector Only for 1 Pole 3 Way with OFF (25 to 63A)	P
DC Switches (16 to 500A)	D



S Series
Open Version



TP Series
Touch Proof



RT Series
Touch Proof &
Rear Termination

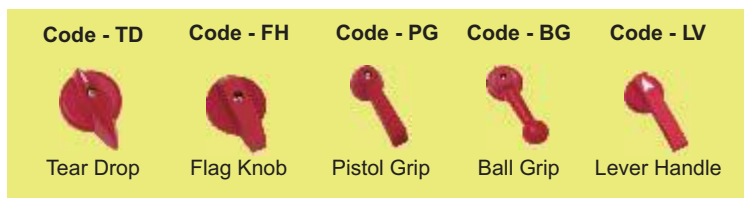
3. Ampere Selection

Ampere	Code	Ampere	Code
6	A	100	K
10	B	125	L
16	C	160	M
20	D	200	N
25	E	250	O
32	F	300	P
40	G	400	Q
50	H	500	R
63	I	600	S
80	J	800	T

4. Mounting Style



5. Knob / Handle Selection



6. Color Combination Selection Table



Front Plate

Standard Style	Frame Size	Bigger Style
Current Ratings 6/10 Amps		Current Ratings ---
16/20 Amps		6/10 Amps
25/32 Amps		16/20 Amps
S40 Amps & above		25/32 Amps
—		S40 Amps & above

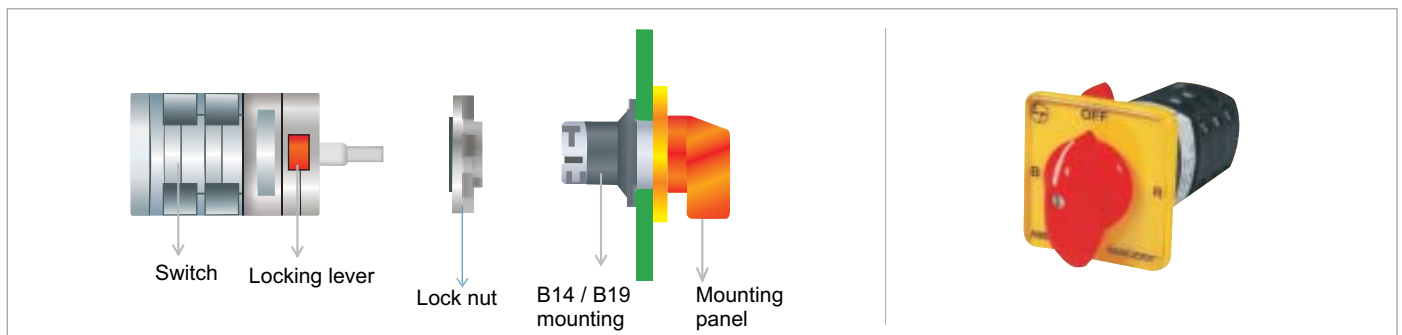
Note: 1. For ratings of 6/10A, standard mounting style is B13
2. Single hole mounting equivalent of B03 is B19 and B13 is B14.

Mounting Feasibility

Mounting Code	Description	Feasibility					
		6/10A	16/20A	25/32A	40/63A	80/100/125A	200/400A
B03	Front Mounting, Standard Mounting plate		✓	✓	✓	✓	✓
B13	Front Mounting with next size plate	✓	✓	✓	✓	✓	✓
B00	Front Mounting 48 x 48 plate for 25/32 A and 64 x 64 plate for 40/63A			✓	✓		
B19	Single Hole Mounting 32 x 32 plate for 6/10A only 48 x 48 Plate for 16-32A	✓	✓	✓			
B14	Single Hole Mounting 48 x 48 plate for 6/10A	✓					
B33	Front Mounting with Round Padlock for 2 Position (for Isolators)		✓	✓	✓	✓	✓
B30	Front Mounting with Rectangular Padlock 2 Position (for Isolators)		✓	✓	✓	✓	✓
B63	Key Lockable type (Handle/Knob)		✓	✓	✓		
B90	Center Key Lock (Pistol grip Handle in black color only)		✓	✓			
B02	Rear / (Back/Base) Mounting	✓	✓	✓	✓	✓	✓
B21	DIN Rail Mounting on 35 mm Rail 6-32 Amps	✓	✓	✓			
B32	Rear / Base Mounting, Door Interlock + Rectangular Padlock (B30+B42)		✓	✓	✓	✓	✓
B34	Rear / Base Mounting, Door Interlock + Round Padlock (B33+B42)		✓	✓	✓	✓	✓
B41	Rear Mounting with Clutch Mechanism on Door (Door Open in all position without Interlock)		✓	✓	✓	✓	✓
B42	Rear Mounting with Interlock Mechanism on Door		✓	✓	✓	✓	✓
F47	Door Clutch, Mounting Plate at front		✓	✓	✓	✓	✓
B17	ABS Enclosure	Max stages	upto 4	upto 3	upto 5	upto 5	
B31	ABS Enclosure with Round Padlock (B33+B17)	Max stages		upto 2	upto 2	upto 2	
M17	Metal Enclosure	Max stages	upto 4	upto 4	upto 3		
A17	Aluminium Enclosure	Max stages	upto 4	upto 3	upto 2		
B40	Single Hole Mounting with Padlock 48 x 48 Plate For 16-32A			✓	✓		
B43	Single Hole Mounting with Center key 48 x 48 Plate for 16-32A			✓	✓		
B45	Single Hole Mounting with Round Ring with Knob 16A-32A			✓	✓		

Single Hole Mounting Rotary Switch

Single hole mounting (SHM) range of rotary switches uses a unique mounting concept that requires just a single Ø22.5 cutout to mount the switches on the panel. These help in reducing the time and cost during assembly.



Benefits:

- **Single hole panel cutout** - makes easier for fitting on the panel
- **Easy mounting** - reduces assembly time by 50% over conventional 5 hole mounting
- **Wiring accessibility** - reduces wiring time, the switch can be wired separately and then snap fitted to the mounting assembly using the locking lever.

There is no additional price for switches with Single hole mounting from standard mounting.

EB - GEN Changeover Switches [8536]

3 Pole EB - GEN Changeover Switches



B13 Mounting

Description	Cat. No.	M.R.P. (₹) Per Unit			
		25A	32A	40A	63A
3 Pole C/O Front Panel Mounting	EB□31153B13BGYR	1602	1669	1947	2026
3 Pole C/O Rear Mounting	EB□31153MB42BGYR	1859	1926	2242	2312
3 Pole C/O in SS Enclosure	EB□31153SB31BGYR	2223	2284	2643	2722
3 Pole C/O Rear Mounting	EB□31153B21BGYR	1859	1926	2244	2312
3 Pole C/O Rear Mounting	EB□31153MB34LHGB	1859	1926	2242	2312
3 Pole C/O in ABS Enclosure	EB□31153B31LBGYR	2223	2284	2643	2722

4 Pole EB - GEN Changeover Switches



MB42 Mounting

Description	Cat. No.	M.R.P. (₹) Per Unit			
		25A	32A	40A	63A
4 Pole C/O Front Panel Mounting	EB□31154B13BGYR	1859	1926	2284	2351
4 Pole C/O Rear Mounting	EB□31154MB42BGYR	2095	2175	2568	2675
4 Pole C/O in SS Enclosure	EB□31154SB31BGYR	2479	2575	2987	3094
4 Pole C/O Rear Mounting	EB□31154B21BGYR	2095	2175	2568	2675
4 Pole C/O Rear Mounting	EB□31154MB34LHGB	2095	2175	2568	2675
4 Pole C/O in ABS Enclosure	EB□31154B31LBGYR	2479	2575	2987	3094

Rating Selection Table



SB31 Enclosure

Ampere (A)	Code (□)
25	E
32	F
40	G
63	I

Note : SB 31 Enclosure for 25A to 63A ratings.

B21 Mounting model is similar to B13 model with links provided on the common side.

*** - Please contact nearest L&T branch office.

Load Break Switches [8536]

- AC 23 utilization category
- Also available in enclosure
- Padlock facility to prevent accidental use
- Ideally used in buildings and for equipment isolation



LB 3 Pole ON - OFF Switches

B03

MB34

SB31M

Description	Cat. No.	Can also be given on request	M.R.P. (₹) Per Unit								
			16A	20A	25A	32A	40A	63A	80A	100A	125A
Single Hole MTG Switch with Flag Knob	LB□32300B19FPYR		549	561	*	*	*	*	*	*	*
Front Plate MTG with Flag Knob	LB□32300B40FPYR		534	549	*	*	*	*	*	*	*
Front Panel MTG with B03 (48x48) Plate	LB□32300B03FLYR	32309	488	500	542	561	643	691	*	*	*
Front Panel MTG with B13 (64x64) Plate with Flag Knob	LB□32300B13FLYR	32306 / 32309	*	*	542	561	643	691	*	*	*
Front Panel MTG with B13 (64x64) Plate with BG Handle	LB□32300B13BGYR	32309	*	*	595	616	697	737	*	*	*
DIN Rail MTG Switch with Flag Knob	LB□32300B23FLGB		*	*	542	561	643	691	*	*	*
Rectangular Pad Lock Switch with TDYR	LB□32300B30TDYR		*	*	656	691	758	798	*	*	*
Round Pad Lock Switch with RDYR	LB□32309B33RDYR		534	549	595	616	697	737	1896	2367	2960
Switch with B63 Lock & Key Version	LB□32309B63TDYR		*	*	906	947	1028	1055	*	*	*
Base MTG Switch with DIL and Pad Lock	LB□32309MB34RDYR		853	880	947	1000	1041	1122	2527	3155	3945
Base MTG Switch with BG Handle	LB□32309MB42BGYR		853	880	947	1000	1041	1122	*	*	*
Switch in ABS Enclosure - in B31SM	LB□32300B31SMRDYR		1082	1116	1204	1237	*	*	*	*	*
Switch in ABS Enclosure - in B31M	LB□32309B31MRDYR		*	*	*	*	1352	1386	*	*	*
Switch in SS Enclosure - in B31L with Round Plate	LB□32309SB31LRDYR		*	*	*	*	*	*	3560	4196	4979

LB 4 Pole ON - OFF Switches

Description	Cat. No.	Can also be given on request	M.R.P. (₹) Per Unit								
			16A	20A	25A	32A	40A	63A	80A	100A	125A
Single Hole MTG Switch with Flag Knob	LB□32400B19FPYR		683	697	*	*	*	*	*	*	*
Front Plate MTG with Flag Knob	LB□32400B40FPYR		670	683	*	*	*	*	*	*	*
Front Panel MTG with B03 (48x48) Plate	LB□32400B03FLYR	32409	622	637	692	710	832	880	*	*	*
Front Panel MTG with B13 (64x64) Plate with Flag Knob	LB□32400B13FLYR	32406 / 32409	*	*	692	710	832	880	*	*	*
Front Panel MTG with B13 (64x64) Plate with BG Handle	LB□32400B13BGYR	32409	*	*	744	765	886	926	*	*	*
DIN Rail MTG Switch with Flag Knob	LB□32400B23FLGB		*	*	692	710	832	880	*	*	*
Rectangular Pad Lock Switch with TDYR	LB□32400B30TDYR		*	*	804	839	947	987	*	*	*
Round Pad Lock Switch with RDYR	LB□32409B33RDYR		670	683	744	765	886	926	*	*	*
Switch with B63 Lock & Key Version	LB□32409B63TDYR		*	*	1055	1096	1216	1244	*	*	*
Base MTG Switch with DIL and Pad Lock	LB□32409MB34RDYR		987	1014	1096	1149	1231	1312	2926	3655	4566
Base MTG Switch with BG Handle	LB□32409MB42BGYR		987	1014	1096	1149	*	*	*	*	*
Switch in ABS Enclosure - in B31SM	LB□32400B31SMRDYR		1216	1251	1352	1386	*	*	*	*	*
Switch in ABS Enclosure - in B31M	LB□32409B31MRDYR		*	*	*	1541	1575	*	*	*	*
Switch in SS Enclosure - in B31L with Round Plate	LB□32409SB31LRDYR		*	*	*	*	*	*	3960	4695	5601

Note : Standard packing upto 63A switches is 5 Nos.

Ordering Code for Load Break and Changeover Switches

LB Load Break Switch	□ Switch Rating	XXXXX Programme Code	XXXXX Mounting Options	XX Knob Options	XX Colour
------------------------------------	----------------------------	------------------------------	--------------------------------	-------------------------	-------------------

Example

LB Switches, 63A, 3P, 9 O'clock, 4 hole front mounting, with metal shaft, yellow front plate, red round knob

LB I 32309 MB34 RD YR

LB	I	32309	MB34	RD	YR	Description
---	---	---	---	---	---	Yellow Front Plate/ Red Knob
---	---	---	---	---	---	64 x 64 Front Plate Round Knob with Padlock (R)
---	---	---	---	---	---	Metal Shaft with Round Knob with Padlock and Interlock
---	---	---	---	---	---	3Pole 9 O' Clock "OFF"
---	---	---	---	---	---	63A
---	---	---	---	---	---	Load Break Switch

Accessories

X F-Front Mounting	XX MC-Main Module	XXX 20 - 16A to 20A 32 - 25A to 32A 63 - 40A to 63A 80 - 80A 125 - 100A, 125A & 80A
R-Rear Mounting	NC-Neutral Module	
	AC-Auxiliary Module	

R	NC	32	Description
---	---	---	32A
---	---	---	Neutral Module
---	---	---	Rear Mounting

Rating Selection Table


Ampere (A)	Code (□)
16	C
20	D
25	E
32	F
40	G
63	I
80	J
100	K
125	L

*** Note : Please contact nearest L&T branch office.

Cable Ducts [8538]

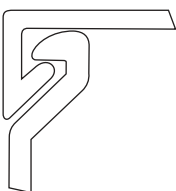
PVC Cable Ducts

- All ducts are ROHS compliant and FRLS
- Also available in Zero Halogen

Type A	Description	1 meter				2 meter			
		H x W	Cat. No.(Standard slot Grey)	M.R.P. (₹) Per Unit	Std. Pkg.	Min Order Qty	Cat. No.(Standard slot Grey)	M.R.P. (₹) Per Unit	Std. Pkg.
	A 15 x 15	WWA1515SG	36	100	100	WWA1515SG2	72	64	64
	A 15 x 25	WWA1525SG	53	100	100	WWA1525SG2	106	64	64
	A 25 x 25	WWA2525SG	62	100	100	WWA2525SG2	124	48	48
	A 30 x 25	WWA3025SG	70	100	100	WWA3025SG2	140	48	48
	A 40 x 30	WWA4030SG	87	75	75	WWA4030SG2	174	32	32
	A 45 x 25	WWA4525SG	92	75	75	WWA4525SG2	184	40	40
	A 45 x 30	WWA4530SG	94	50	50	WWA4530SG2	188	32	32
	A 45 x 45	WWA4545SG	111	50	50	WWA4545SG2	222	18	18
	A 45 x 60	WWA4560SG	135	50	50	WWA4560SG2	270	12	12
	A 60 x 25	WWA6025SG	111	50	50	WWA6025SG2	222	18	18
	A 60 x 45	WWA6045SG	133	50	50	WWA6045SG2	266	18	18
	A 60 x 60	WWA6060SG	156	50	50	WWA6060SG2	312	12	12
	A 60 x 120	WWA60120SG	552	18	90	WWA60120SG2	1104	8	80
	A 75 x 45	WWA7545SG	165	40	40	WWA7545SG2	330	12	12
	A 75 x 75	WWA7575SG	239	32	32	WWA7575SG2	478	12	12
	A 80 x 80	WWA8080SG	273	25	25	WWA8080SG2	546	12	12
	A 100 x 100	WWA100100SG	441	18	18	WWA100100SG2	882	8	40

Specially designed profiles of duct and cover for fast and efficient locking.

A Type
* Snap fit cover
* Easy to remove

Type B	Description	1 meter				2 meter			
		W x H	Cat. No. (Standard slot)	M.R.P. (₹) Per Unit	Std. Pkg.	Min Order Qty	Cat. No. (Standard slot)	M.R.P. (₹) Per Unit	Std. Pkg.
	B 25 x 30	WWB2530SG	67	100	100	WWB2530SG2	134	36	36
	B 25 x 40	WWB2540SG	83	75	75	WWB2540SG2	166	36	36
	B 25 x 45	WWB2545SG	88	75	225	WWB2545SG2	176	36	108
	B 25 x 60	WWB2560SG	108	50	50	WWB2560SG2	216	18	18
	B 25 x 80	WWB2580SG	148	50	50	WWB2580SG2	296	18	18
	B 25 x 100	WWB25100SG	206	25	25	WWB25100SG2	412	18	18
	B 30 x 20	WWB3020UG	88	100	200	WWB3020UG2	176	36	180
	B 30 x 80	WWB3080SG	154	50	200	WWB3080SG2	308	18	90
	B 40 x 40	WWB4040SG	108	50	50	WWB4040SG2	216	18	18
	B 45 x 45	WWB4545SG	111	50	50	WWB4545SG2	222	18	18
	B 40 x 60	WWB4060SG	132	50	50	WWB4060SG2	264	18	18
	B 40 x 80	WWB4080SG	163	50	50	WWB4080SG2	326	18	18
	B 40 x 100	WWB40100SG	216	25	25	WWB40100SG2	432	12	12
	B 45 x 20	WWB4520UG	92	75	225	WWB4520UG2	184	36	180
	B 50 x 100	WWB50100SG	242	30	90	WWB50100SG2	484	12	60
	B 60 x 20	WWB6020UG	126	50	200	WWB6020UG2	252	18	90
	B 60 x 40	WWB6040SG	137	50	50	WWB6040SG2	274	18	90
	B 60 x 60	WWB6060SG	159	50	50	WWB6060SG2	318	12	12
	B 60 x 80	WWB6080SG	214	40	40	WWB6080SG2	428	12	12
	B 60 x 100	WWB60100SG	281	30	30	WWB60100SG2	562	8	8
	B 72 x 64	WWB7264SG	200	32	96	WWB7264SG2	400	18	90
	B 75 x 75	WWB7575SG	284	32	96	WWB7575SG2	568	8	40
	B 75 x 100	WWB75100SG	295	25	75	WWB75100SG2	590	8	40
	B 80 x 40	WWB8040SG	168	50	100	WWB8040SG2	336	12	60
	B 80 x 60	WWB8060SG	211	40	80	WWB8060SG2	422	12	60
	B 80 x 80	WWB8080SG	264	32	32	WWB8080SG2	528	12	12
	B 80 x 100	WWB80100SG	324	24	24	WWB80100SG2	648	8	8
	B 100 x 60	WWB10060SG	259	30	30	WWB10060SG2	518	8	8
	B 100 x 80	WWB10080SG	316	25	25	WWB10080SG2	632	8	8
	B 100 x 100	WWB100100SG	437	18	18	WWB100100SG2	874	8	8
	B 120 x 80	WWB12080SG	431	18	90	WWB12080SG2	862	8	40
	B 150 x 100	WWB150100SG	515	12	48	WWB150100SG2	1030	4	40
	B 150 x 150	WWB150150SG	1255	8	80	WWB150150SG2	2510	2	40

Non slip cover design of minimum encumbrance and maximum grip

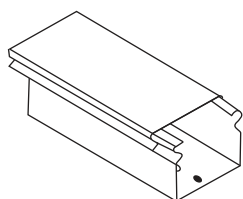
B Type
* Non - slip cover
* Positive locking

Note : 1) For any special colour request additional 10% will be charged on price. For cut length additional 10% will be charged.
2) Thin / Unslot will be supplied on request. For thin slot replace the cat. number ending with SG by TG,
For un slotted channel replace the cat. number ending with SG by UG. MRP will be same as standard slot.

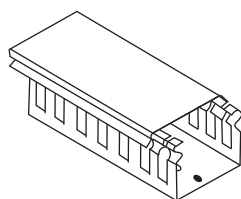
Cable Duct Covers

Description	Cat. No.	M.R.P. (₹) Per Unit
Cover for 15 mm A type	CCA15SG	17
Cover for 25 mm A type	CCA25SG	27
Cover for 30 mm A type	CCA30SG	33
Cover for 45 mm A type	CCA45SG	53
Cover for 60 mm A type	CCA60SG	64
Cover for 75 mm A type	CCA75SG	80
Cover for 80 mm A type	CCA80SG	96
Cover for 100 mm A type	CCA100SG	117
Cover for 25 mm B type	CCB25SG	27
Cover for 30 mm B type	CCB30SG	33
Cover for 40 mm B type	CCB40SG	43
Cover for 45 mm B type	CCB45SG	53
Cover for 50 mm B type	CCB50SG	64
Cover for 60 mm B type	CCB60SG	64
Cover for 72 mm B type	CCB72SG	80
Cover for 75 mm B type	CCB75SG	80
Cover for 80 mm B type	CCB80SG	95
Cover for 100 mm B type	CCB100SG	117
Cover for 120 mm B type	CCB120SG	126
Cover for 150 mm B type	CCB150SG	148

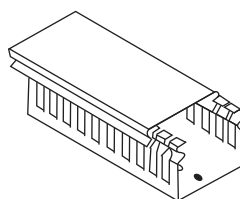
Slotting Styles (A & B Types)



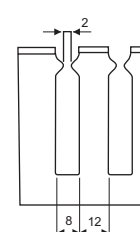
Unslotted
(US)



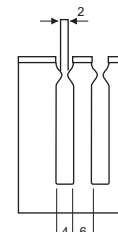
Standard Slotted
(S)



Thin Slotted
(T)



Standard Slot



Thin Slot

DC Switches

- Available from 16A to 500A
- Used for railway coaches lighting & fan circuits switching, all DC power circuits - Railways, Telecommunications & Power plants, Battery charging equipment
- Please contact nearest branch office for prices



These products are manufactured by **salzer**

Disclaimer

Every effort as to the correctness or sufficiency of the information and data contained in the catalogue is made. We however cannot accept any liability for the accuracy or completeness of the information and data provided. No claims in this regard shall consequently be accepted.

We reserve the right to make changes, without prior notice, in the catalogue.

Products with CAT no. having, with or without, dot as suffix are same.

Panel Mounted Earth Leakage Relay with CBCT



A Reliable Safety Device for Protection Against Earth Leakages

- Seven segment LED display for Earth Leakage indication
- Pre-alarm indication on 60% of leakage current setting with dedicated 1C/O + Earth leakage fault indication with 1 C/O.
- Discrete LED indication for Power ON, Alarm and Fault.
- 19 levels of current settings using combination of potentiometer and dip switches on the front facia.
- Wide range of earth leakage current 30 mA to 30 A
- Nano Crystalline CBCT measures the leakage current to the highest accuracy
- Available with RS485 port


Customer Interaction Center (CIC)

BSNL / MTNL (toll free) : 1800 233 5858 Reliance (toll free) : 1800 200 5858

Tel : 022 6774 5858, Fax : 022 6774 5859 E-mail : cic@Lntebg.com / Website www.Lntebg.com


Timing Devices, Supply Monitors & ELR

Timers [9107]

Micon 175	Type	Time	Voltage	Contact Arrangement	Cat. No.	M.R.P. (₹) Per Unit
		ON Delay	0.3 sec - 30 hrs	240 VAC/24 VAC/DC	1 C/O	12ODT4
110 VAC/24 VAC/DC				11ODT4		950
12 VDC				15ODT4		775
ON Delay & Interval	0.1 sec - 100 hrs	240 VAC/24 VAC/DC	1 C/O	12WDTC	750	
Star Delta Timer	3 sec - 120 sec	240 VAC	1 NO (Star)+1 NO (Delta)	12SDT0	735	
	3 sec - 30 sec	240 - 415 VAC	1 C/O (Star)+1 C/O (Delta)	14SDT1S	1000	
Signal OFF Delay	0.3 sec - 30 hrs	240 VAC/24 VAC/DC	1 C/O	12RDT4	710	
	0.3 sec - 30 hrs	12 VDC		15DDT4	775	
Multifunction Timer	0.1 sec - 100 hrs	12 - 240 VAC/DC	1 C/O	1CMDT0	1205	
Asymmetrical ON/OFF & OFF/ON	0.1 sec - 100 hrs	12 - 240 VAC/DC	1 C/O	1CJDT0	1205	
One Shot	0.3 sec - 30 hrs	110 VAC/24 VAC/DC	1 C/O	11BDT4	895	
		240 VAC/24 VAC/DC		12BDT4	895	
		12 VDC		15BDT4	950	

Pause time for Micon 175 star delta timer is 60 msec


1CMDT0 contains ON Delay, Impulse, Signal ON delay, Cyclic ON/OFF, Cyclic OFF/ON, Signal OFF Delay, Signal OFF/ON, Accumulative Delay ON signal, Impulse ON/OFF, Leading edge impulse, Trailing edge impulse, Leading edge Bistable

Micon 225	Type	Timing Range	Voltage	Contact Arrangement	Cat. No.	M.R.P. (₹) Per Unit
		ON Delay	0.1 sec - 10 hrs	24 - 240 VAC/DC	2 C/O	2AODT5
Star Delta Timer		3 sec - 120 sec	24 - 240 VAC/DC	1 NO (Star)+1 NO (Delta)	2ASDT0	1200
			240 - 415 VAC		2BSDT0	1345
Multifunction Timer		0.1s to 120 days	24 - 240 VAC/DC	2 C/O (1 Inst+1 Delayed)	2A8DT6	1220
Multifunction Multirange		0.1 sec - 10 hrs	24 - 240 VAC/DC	2 C/O	2A5DT5	1255
			240 - 415 VAC		2B5DT5	1455
Signal Base Multi function - Multirange		0.1 sec - 10 hrs	24 - 240 VAC/DC	1 C/O	2ANDT0	1285
Multifunction Timer 6 Functions		0.1 sec - 10 hrs	24 - 240 VAC/DC	2 C/O (1 Inst+1 Delayed for 6th Mode)	2A6DT6	1295
			240 - 415 VAC		2B6DT6	1325
True OFF Delay	0.6 sec - 600 sec	24 - 240 VAC/DC	2 C/O	23GDT0	1905	
Asymmetrical ON/OFF	0.1 sec - 10 hrs	24 - 240 VAC/DC	2 C/O	2AADT5	1370	


Pause time for Micon 225 star delta timer is 60 msec, 90 msec, 120 msec, 150 msec

Major timing functions


2A5DT5, 2B5DT5, 2A6DT6* and 2B6DT6* contains ON Delay, Interval, Cyclic ON/OFF, Cyclic OFF/ON, One Shot, ON Delay, On Delay (1 Inst + 1 Delayed)*
 2ANDT0 contains ON Delay, Interval, Signal ON Delay, Accumulative ON Delay, Signal OFF Delay, Signal OFF/ON Delay, Leading edge impulse
 2A8DT6 contains ON Delay, Impulse, Signal ON delay, Signal OFF delay, Step mode, One shot, Interval, Cyclic ON/OFF, Cyclic OFF/ON, Signal OFF Delay, Accumulative Delay ON signal, Impulse ON/OFF.

Digital Timer DIGICON 	Functions	Time	Voltage	Contact Arrangement	Cat. No.	M.R.P. (₹) Per Unit
	8 Functions	0.1 sec - 999 hrs	24 - 240 VAC/DC	1 C/O	V0DDTS	1305
			24 - 240 VAC/DC	2 NO	V0DDTD	1305
	18 Functions	0.1 sec - 999 hrs	24 - 240 VAC/DC	1 C/O	V0DDTS1	1480
24 - 240 VAC/DC			2 NO	V0DDTD1	1480	


V0DDTS and V0DDTD contains On Delay, Signal OFF Delay, Cyclic ON/OFF, Signal OFF/ON, Cyclic OFF/ON, Interval, Signal ON/OFF, One Shot output
V0DDTS1 and V0DDTD1 contains ON Delay, Cyclic OFF/ON, Cyclic ON/OFF, Impulse on energizing, Accumulative Delay ON Signal, Accumulative Delay on Inverted signal, Accumulative Impulse ON signal, Signal ON Delay, Inverted Signal On delay, Signal OFF Delay, Impulse ON/OFF, Signal OFF/ON, Leading edge impulse, Trailing edge impulse, Delayed impulse, Negative edge impulse.

Motor Restart Timer 	Type	Timer	Voltage	Contact Arrangement	Cat. No.	M.R.P. (₹) Per Unit
	Motor Restart Timer	Memory time Tm: 0.2 to 6 sec	110 VAC	1 C/O	23LDT0	1370
Delay time Td: 0.2 to 60 sec		240 VAC	22LDT0		1370	


Time Switches [9107]

FM1 / Quartz 	Product Description			Cat. No.	M.R.P. (₹) Per Unit
	FM1 / Quartz Daily	240 VAC Base/DIN Mounting			J648B1
110 VAC Base/DIN Mounting			J638B1	2775	
240 VAC Flush Mounting			J648F1	2580	
110 VAC Flush Mounting			J638F1	2690	
FM1 / Quartz Weekly	240 VAC Base/DIN Mounting			J848B1	2775
	110 VAC Base/DIN Mounting			J838B1	2775
	240 VAC Flush Mounting			J848F1	2685
	110 VAC Flush Mounting			J838F1	2685


150 Hrs Battery Backup

Digital Time Switch 	Product Description			Cat. No.	M.R.P. (₹) Per Unit
	Time Switch (Crono)	110 - 240 VAC 1 C/O Base/DIN 25 ON/OFF			67DDT0
24 VDC 1 C/O Base/DIN 25 ON/OFF			6GHDT0	2240	
12 VDC 1 C/O Base/DIN 25 ON/OFF			69HDT0	2355	
Time Switch (Pulse) *	110 - 240 VAC 1 C/O Base/DIN 16 Pulse			67DDT9	1980
	24V DC 1 C/O Base /Din 16 Pulse			6GHDT9	2240
	12V DC 1 C/O Base /Din 16 Pulse			69HDT9	2355

* For bell and siren application

Astro Mini 	Product Description			Cat. No.	M.R.P. (₹) Per Unit
	Time Switch (Astro Mini) 110 - 240 VAC 1 Phase - 2W, 1 C/O, Base/DIN				T2DDT7

Note : Astro Mini / Astro is used for lighting control based on sunrise / sunset timings by latitude / longitude settings.



Astro 	Product Description		Cat. No.	M.R.P. (₹) Per Unit
	Time Switch (Astro)	110 - 240 VAC 1 Phase - 2W 2 Channel 2NO, Base/DIN	T2DDT0	7185
		110 - 240 VAC 3 Phase - 4W 3 Channel 3NO, Base/DIN	T3DDT0	8480
	Accessories [9032]	Software on PC for Astro	TGDDT6	665
		USB Interface Cable	GFDNN1	955
Memory Card for Astro		GFDNN3M	515	

Supply Monitoring Devices [9032]

- SPP includes single phasing, phase sequence and phase unbalance monitoring with auto reset



Voltage Monitoring Relay Series 	Type	Supply Monitoring Type	Time delay	Asymmetry	Voltage & Contact Arrangement	Cat. No.	M.R.P. (₹) Per Unit	
	SM 301 SM 500 SM 500 with Neutral Loss Protection SM 501	SM301 (3Ph, 3W)	Single Phasing Preventor (SPP*) Fail Safe Type	ON Delay 2 sec and OFF Delay 7 sec	65 VAC Asymmetry	415 VAC, 1 C/O	MA51BC	825
					415 VAC, 2 C/O	MC21B5	1205	
					40 VAC Asymmetry	415 VAC, 1 C/O	MA51BK	835
SM301 (3Ph, 3W)		Phase loss monitoring Non Fail Safe Type	OFF Delay 500 msec and Recover Delay 2 Sec	30% Fixed	415 VAC, 1 C/O	MA59B5	945	
		Selectable Under Voltage + Selectable Over Voltage	Selectable ON Delay (0 to 15 min)	-	240 VAC, 1 C/O	MD71B9	1205	
			Selectable ON Delay (0 to 15 sec)	-		MD71BH	1205	
			Selectable OFF Delay (0 to 15 sec)	-		MD71BF	1415	
SM500 (3 Ph / 1 Ph, 4W)		Single Phasing Preventor + Selectable Under Voltage + Selectable Over Voltage	Selectable ON Delay (0 to 15 min) & OFF Delay 5 sec	Phase Asymmetry 10% fixed	240 VAC, 2 C/O	MG73B9	1480	
			Selectable ON Delay (0 to 15 sec) & OFF Delay 5 sec	Phase Asymmetry 10% fixed		MG73BH	1480	
			Selectable OFF Delay (0 to 15 sec) & ON Delay 5 sec	Phase Asymmetry 10% fixed		MG73BF	1480	
		SPP + UV/OV, with fixed UV (173 V) & OV (288 V)	Selectable ON (10 Sec) and OFF Delay (5 Sec)	Phase Asymmetry 20% fixed		MG73BR	1480	
		SPP + Selectable UV + Selectable OV with Neutral Loss Protection	ON Delay 5 sec and OFF Delay 5 sec, 500ms-1s for Neutral fail	94 VAC Asymmetry		415 VAC, 3 Ph 4W, 2 C/O	MAC04 D0100	1480
SM501 (3 Ph, 3W)		SPP + Under Voltage (80% of $\frac{1}{\sqrt{3}}$) Single Phasing Preventor + Selectable Under Voltage + Selectable Over Voltage	Selectable ON Delay and OFF Delay 15 sec	Selectable Asymmetry (5% to 17%)	415 VAC, 2 C/O	MB53BM	1480	
			Selectable ON Delay 15 sec & OFF Delay 5 sec	Phase Asymmetry 10%		MG53BH	1480	
			Selectable OFF Delay 15 sec & ON Delay 5 sec	Phase Asymmetry 10%		MG53BF	1480	
	ON Delay 5 sec and OFF Delay 5 sec		65 VAC Asymmetry	MG53BI		1390		
	ON Delay 3 min and OFF Delay 5 sec UV 85% of $\frac{1}{\sqrt{3}}$ OV 110% of $\frac{1}{\sqrt{3}}$		Phase Asymmetry 10%	MG53BO		1390		


Note: 3 Ph 3W - 3 Phase 3 Wire system; 3 Ph 4W - 3 Phase 4 Wire system.


Voltage Monitoring Relay Series	Type	Supply Monitoring Type	Time Delay	Asymmetry	Voltage & Contact Arrangement	Cat. No.	M.R.P. (₹) Per Unit	
 <p>SM175 3 Ph, 3W</p>	SM175 (3 Ph, 3W)	Phase loss + Phase Sequence Monitoring	ON Delay 500 msec & OFF Delay 100 msec	-	208 - 480 VAC, 1 C/O (Steps of 208 - 220 - 380 - 400 - 415 - 440 - 480 VAC)	MK21D5	935	
			ON Delay 500 msec & OFF Delay 100 msec	Phase Asymmetry (30% fixed)		MC21D5	935	
			ON Delay 5 sec & OFF Delay 100 msec (0 to 15s Selectable)	Phase Asymmetry (5% to 15% variable)		MA21DN	1215	
	SM175 (3 Ph, 4W)	Phase loss+ Phase Sequence+ Under Voltage + Over Voltage (UV:-2% to -22% of $\frac{U_n}{\sqrt{3}}$, OV: 2% to 22% of $\frac{U_n}{\sqrt{3}}$)	Phase Loss + Phase Sequence + Under Voltage + Over Voltage monitoring (UV: -2% to -20% of $\frac{U_n}{\sqrt{3}}$, OV: 2% to 20% of $\frac{U_n}{\sqrt{3}}$)	ON Delay 5 sec and Selectable OFF Delay (0 to 15 sec)		-	MD21DF	1215
				Selectable ON Delay (0.5 to 15 sec) and OFF Delay 5 sec		Phase Asymmetry (10% fixed)	MG21DH	1360
				ON Delay 5s and Selectable OFF Delay (0 to 15 ses)			MG21DF	1360
 <p>SM175 3 Ph, 4W</p>	SM175 (3 Ph, 4W)	Phase loss+ Phase Sequence+ Under Voltage + Over Voltage (UV:-2% to -22% of $\frac{U_n}{\sqrt{3}}$, OV: 2% to 22% of $\frac{U_n}{\sqrt{3}}$)	Selectable ON delay (0 to 15 Sec), Selectable OFF delay (0 to 15 sec)	Phase Asymmetry (10% fixed)	120 to 277 VAC (3P, 4W), 1 C/O	MAG03D0424	1540	
					Phase loss+ Phase Sequence+ Under Voltage + Over Voltage (UV:-5% to -25% of $\frac{U_n}{\sqrt{3}}$ / 60% of $\frac{U_n}{\sqrt{3}}$ (Fixed), OV: 5% to 25% of $\frac{U_n}{\sqrt{3}}$ / 110% of $\frac{U_n}{\sqrt{3}}$ (Fixed))	240 VAC (3P, 4W), 1 C/O	MAG03D0425	1540
						Phase loss+ Phase sequence+ Under Voltage + Over Voltage (UV:-5% to -25% / 80% of $\frac{U_n}{\sqrt{3}}$ (Fixed), OV: 110% of $\frac{U_n}{\sqrt{3}}$ (Fixed))	Selectable ON delay (0 to 15 sec/min), Selectable OFF delay (0 to 15 sec/min)	Phase Asymmetry (10% fixed/ 5% to 25% Selectable)
	SM175 (3 Ph, 3W)	Phase loss Monitoring	ON delay 750 msec & OFF delay 500 msec	Phase Asymmetry (30% fixed)	415 VAC, 1 C/O	MAG03D0427	1030	

Current Monitoring relay (CMR)

- Microprocessor based relay protects against Overload, Phase reverse, Phase loss, Phase unbalance faults
- Auto/ Manual reset selection
- Fail- safe protection with inbuilt CT upto 45A
- Inverse time model with underload, locked rotor protection and selectable trip class (10A, 10, 20, 30)
- Definite time model with underload and selectable start and trip time

Current Monitoring relay	Phase	Type	Current & Contact Arrangement	Cat. No.	M.R.P. (₹) Per Unit
 	3 Phase	Inverse Time Current Monitoring Relay	2 - 5A 1 C/O	17A422CB0	1665
			3 - 9A, 1 C/O	17A122CB0	
			8 - 24A, 1 C/O	17A222CB0	
			15 - 45A, 1 C/O	17A322CB0	
		Definite Time Current Monitoring Relay	2 - 5A 1 C/O	17B422AA0	
			3 - 9A, 1 C/O	17B122AA0	
	1 Phase	Inverse Time Current Monitoring Relay	8 - 24A, 1 C/O	17B222AA0	
			15 - 45A, 1 C/O	17B322AA0	
			Definite Type / Instant Trip	2 - 5A 1 C/O	17B422PA0
		Definite Time Current Monitoring Relay	2 - 5A 1 C/O	17C412EB0	
			3 - 9A, 1 C/O	17C112EB0	
			8 - 24A, 1 C/O	17C212EB0	
15 - 45A, 1 C/O	2 - 5A 1 C/O	17C312EB0			
	3 - 9A, 1 C/O	17D412DA0			
	8 - 24A, 1 C/O	17D112DA0			
15 - 45A, 1 C/O	17D212DA0				
15 - 45A, 1 C/O	17D312DA0				

Frequency Monitoring Relay Series 	Relay Type	Time Delay	Voltage & Contact Arrangement	Cat. No.	M.R.P. (₹) Per Unit
	Over Frequency Monitoring Relay	ON Delay and OFF Delay of 500 ms (Fixed)	110 - 240 VAC, 1 C/O	MI81BJ	1725
			220 - 440 VAC, 1 C/O	MI91BJ	1725
	Under/Over Frequency Monitoring Relay	ON Delay (Fixed) and OFF Delay Selectable	110 - 240 VAC, 1 C/O	MI81BL	1880
220 - 440 VAC, 1 C/O			MI91BL	1880	

PTC Thermistor Relay Series 	Relay Type	Description	Cat. No.	M.R.P. (₹) Per Unit	
	Thermistor Relay		110 - 240 VAC, 2 C/O	MJ83BK	1475
			220 - 440 VAC, 2 C/O	MJ93BK	1490
			24 VAC/DC, 2 C/O	MJA3BK	1725
			110 - 240 VAC, 1 C/O	MJ81BK	1365
			220 - 440 VAC, 1 C/O	MJ91BK	1380

Electro Mechanical Timers [9107]



EM 1000 	Product Description	Cat. No.	M.R.P. (₹) Per Unit	
	EM 1000 ON Delay Auto Reset Synchronous Timer Single Range	B□□□□□	Table-1	
	EM 1000 Timing Ranges (SR) <ul style="list-style-type: none"> B 0.15 - 3.0 sec C 1.5 - 30 sec D 0.15 - 3.0 min E 1.5 - 30 min F 0.15 - 3.0 hrs G 1.5 - 30 hrs H 0.3 - 6.0 sec J 3.0 - 60 sec K 0.3 - 6.0 min L 3.0 - 60 min M 0.3 - 6.0 hrs N 3.0 - 60 hrs P 0.6 - 12 sec Q 6.0 - 120 sec R 0.6 - 12 min S 6.0 - 120 min T 0.6 - 12 hrs V 6 - 120 hrs Timing Ranges (MR) <ul style="list-style-type: none"> X 0.15 sec - 3.0 hrs Y 0.3 sec - 6.0 hrs Z 0.6 sec - 12.0 hrs Voltage <ul style="list-style-type: none"> 3 110 VAC 50 Hz 4 240 VAC 50 Hz C 110 VAC 60 Hz D 240 VAC 60 Hz Delay <ul style="list-style-type: none"> 1 Standard ON delay 2 With 'NO VOLT' Mounting <ul style="list-style-type: none"> B Base Mounting F Flush (door) Mtg. Contact <ul style="list-style-type: none"> 1 1 Inst + 1 Del C/O 2 1 Inst + 2 Del C/O 	B□□□□□ *200 *190	*Add to basic Price. Contact : 240 VAC 6A (Resistive)	




Table - 1

Single Range (SR) (In sec/min/hrs)	M.R.P. (₹) Per Unit for Single Range (SR) (In sec/min/hrs)	Multi Range (MR) with 5 Ranges	M.R.P. (₹) Per Unit
0.15 - 3	3155	0.15 sec - 3 hrs	3745
0.3 - 6		0.3 sec - 6 hrs	
0.6 - 12		0.6 sec - 12 hrs	
1.5 - 30			
3.0 - 60			
6.0 - 120			

Hour Meter & Counter [9029]

Hour Meters	Product Description	Cat. No.	M.R.P. (₹) Per Unit												
	HM36, 85 - 265 VAC Flush Mounting	LA25F1	605												
	HM 36, 10 - 80 VDC Flush Mounting	LD17F1	915												
	HM36, 92 - 264 / 270 - 460 VAC Base - DIN Mounting	30A6B1	665												
	HM36, 10 - 80 VDC Base/DIN Mounting	30D1B1	915												
	Digital Hour Meter/Digital Counter (Resetable)	Z□□FB□	1130												
Hour Meter / Counter Z□□FB□															
<table border="0"> <tr> <td>Voltage</td> <td>1 Hour Meter</td> <td>Bezel</td> </tr> <tr> <td>H 10 - 80 VDC</td> <td>2 Counter</td> <td>A Round</td> </tr> <tr> <td>7 85 - 265 VAC</td> <td></td> <td>B 24 x 48</td> </tr> <tr> <td>J 12 - 48 VAC/DC</td> <td></td> <td>C Screw Mount</td> </tr> </table>				Voltage	1 Hour Meter	Bezel	H 10 - 80 VDC	2 Counter	A Round	7 85 - 265 VAC		B 24 x 48	J 12 - 48 VAC/DC		C Screw Mount
Voltage	1 Hour Meter	Bezel													
H 10 - 80 VDC	2 Counter	A Round													
7 85 - 265 VAC		B 24 x 48													
J 12 - 48 VAC/DC		C Screw Mount													

Earth Leakage Relay [9032]

Earth Leakage Relays	Current Range	Type	Voltage & Contact Arrangement	Cat. No.	M.R.P. (₹) Per Unit
 <p>96 x 96 mm Earth Leakage Relay</p>  <p>DIN Mounted Earth Leakage Relay</p>  <p>CBCT</p>	30mA - 30A	Panel mounted (96 x 96 mm) Earth Leakage Relay	110 - 240 VAC/DC, 1 C/O (Pre-alarm) + 1 C/O (Fault)	17K716QF4N	3200
			110 - 240 VAC/DC, 1 C/O (Pre-alarm) + 1 C/O (Fault) with RS 485	17K716QF4M	4600
			240 - 415 VAC/DC, 1 C/O (Pre-alarm) + 1 C/O (Fault)	17K726QF4N	3200
			240 - 415 VAC/DC, 1 C/O (Pre-alarm) + 1 C/O (Fault) with RS 485	17K726QF4M	4600
		DIN mounted Earth Leakage Relay	110 - 240 VAC, 110 VDC, Manual reset	17G715GF2	2865
			220 - 415 VAC, 220 VDC, Manual reset	17G745GF2	
			15 VDC, Manual reset	17G755GF2	
			110 - 240 VAC, 110 VDC, Auto reset	17G715KF2	
			220 - 415 VAC, 220 VDC, Auto reset	17G745KF2	
		CBCT (moulded case) for Type A & AC Current	15 VDC, Auto reset	17G755KF2	
			38 mm ID	17H7NNHN3	1015
			57 mm ID	17H7NNIN3	1370
			70 mm ID	17H7NNQN3	1555
			92 mm ID	17H7NNJN3	1705
			120 mm ID	17H7NNLN3	1775
		CBCT (moulded case) for Type AC Current	215 mm ID	17H7NNKN3	3350
			38 mm ID	17H7NNRN3	760
			57 mm ID	17H7NNVN3	850
70 mm ID	17H7NNSN3		900		
92 mm ID	17H7NNTN3		1200		
	120 mm ID	17H7NNUN3	1400		

CBCT for Type AC : For applications with sinusoidal alternating current from 30mA to 30 A.

CBCT for Type A and AC : For applications with sinusoidal alternating current (from 30mA to 30A) & pulsating DC current (from 30mA to 3A).

Please contact nearest branch office for requirements of higher dimension CBCTs.

These products are manufactured by



www.gicindia.com

Disclaimer for Timing Devices and Supply Monitors

Every effort as to the correctness or sufficiency of the information and data contained in the catalogue is made. We however cannot accept any liability for the accuracy or completeness of the information and data provided. No claims in this regard shall consequently be accepted.

We reserve the right to make changes, without prior notice, in the catalogue.

Products with CAT no. having, with or without, dot as suffix are same.



Switch to the best.. Gen Next Pro LED Indicator

- Best in class illumination
- SMD LED cluster technology
- Inbuilt Low Voltage Glow Protection
- Terminals designed to accomodate 2 lugs of 2.5 sq. mm each

Customer Interaction Center (CIC)

BSNL / MTNL (toll free) : 1800 233 5858 Reliance (toll free) : 1800 200 5858


Tel : 022 6774 5858, Fax : 022 6774 5859 E-mail : cic@Lntebg.com / Website www.Lntebg.com

Modular Remote Control Units


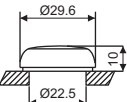
Gen Next Series

Gen Next LED Indicator [8531]

- Surface Mounted Device LED technology
- Low Power consumption < 1W
- Surge & Low Voltage Glow Protection (LVGP)


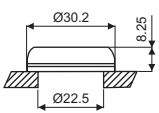

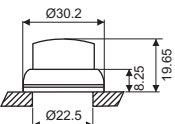

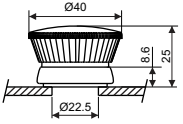

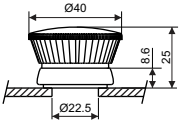
Gen Next Pro Ø22.5 mm in Cluster design	Description	Cat. No.	Colour (4 th Digit)	Voltage (5 th , 6 th , 7 th & 8 th Digit)	M.R.P. (₹) Per Unit
 	Gen Next Pro LED Indicator 22.5 mm	EPL□□□□□	R-Red G-Green Y-Yellow A-Amber B-Blue W-White	012C - 12 VAC/DC 024C - 24 VAC/DC 030C - 30 VAC/DC 048C - 48 VAC/DC 064C - 64 VAC/DC 110A - 110 VAC 110D - 110 VDC 240A - 240 VAC 220D - 220 VDC	109 186 Blue & White
				415A - 415 VAC	135 230 Blue & White
 	Gen Next LED Indicator 16 mm	SIL□□□□□	R-Red G-Green Y-Yellow A-Amber B-Blue W-White	012C - 12 VAC/DC 024C - 24 VAC/DC 030C - 30 VAC/DC 048C - 48 VAC/DC 064C - 64 VAC/DC 110C - 110 VAC/DC 240A - 240 VAC	121 204 Blue & White

Gen Next Universal LED Indicator [8531]


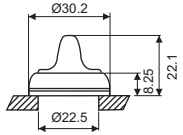







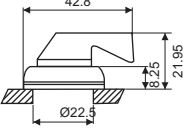







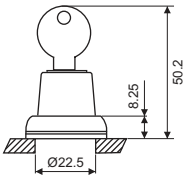







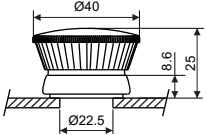

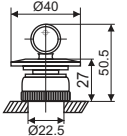

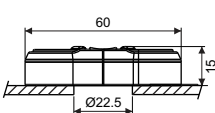
Ø22.5 mm	Description	Cat. No.	Colour (8 th Digit)	Voltage (9 th , 10 th , 11 th & 12 th Digit)	M.R.P. (₹) Per Unit
 	Gen Next Universal Voltage LED indicator	EG0100L□□□□□	R-Red G-Green Y-Yellow A-Amber B-Blue W-White	224C-24 to 240V AC/DC 424C-40 to 240V AC/DC	322 386 Blue & White


Gen Next Push Button & Selector Actuators Ø 22.5 mm [8538]

- Snap Mounting with compact contact blocks (EC1C & EC2C)
- Max 3 row x 3 column stackable contact blocks

	Description	Cat. No.	Colour (4 th Digit)	M.R.P. (₹) Per Unit
 	Flush Head	EMN□FD1	R-Red G-Green C-Black Y-Yellow W-White B-Blue A-Amber F-Gray	66
 	Projecting Head Push Function	EMN□PD1	R-Red G-Green C-Black Y-Yellow W-White B-Blue A-Amber F-Gray	67
 	Mushroom Head 'Push - Turn Function'	EMN□MH1	R-Red G-Green C-Black Y-Yellow	131
 	Mushroom Head 'Push - Function'	EMN□MD1	R-Red G-Green C-Black Y-Yellow	95

Gen Next Push Button & Selector Actuators Ø 22.5 mm [8538]

	Description	Cat. No.	Colour (4 th Digit)	M.R.P. (₹) Per Unit
 	Symmetric Head	 2 Position Non Spring Return EMN□SK1	R-Red G-Green C-Black W-White	188
		 Spring Return EMN□SI1		
		 3 Position Non Spring Return EMN□SL1		198
		 Spring Return EMN□SJ1		
		 Spring Return L. H. EMN□SM1		
		 Spring Return R. H. EMN□SN1		
 	Lever Head	 2 Position Non Spring Return EMN□LK1	R-Red W-White C-Black	188
		 Spring Return EMN□LI1		
		 3 Position Non Spring Return EMN□LL1		198
		 Spring Return EMN□LJ1		
		 Spring Return L. H. EMN□LM1		
		 Spring Return R. H. EMN□LN1		
 	Lock & Key Rotary Type	 2 Position Non Spring Return EMN□KK1	C-Black	269
		 Spring Return EMN□KI1		
		 3 Position Non Spring Return EMN□KL1		282
		 Spring Return EMN□KJ1		
		 Spring Return L. H. EMN□KM1		
		 Spring Return R. H. EMN□KN1		
 	Push Pull	EG02MG0□	R-Red	261
 	Mushroom Head Lock And Key Actuator	EG02MQ0R00	R-Red	293
 	Twin Touch with Black centre strip	EG02TD0I	-	134



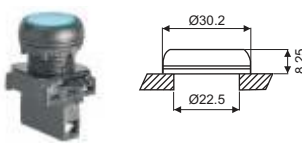
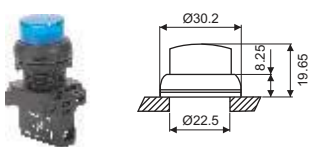
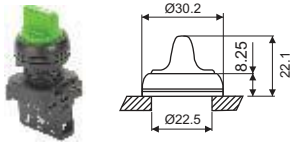





Note :



1. Actuators & Selector Actuators with black ABS collar are offered as Standard
2. Actuators (except Mushroom Head Push - Pull Actuators) are also available with chrome plated ABS & Brass collar
 - For Chrome plated ABS Collar replace 7th digit 1 by 3 eg. : **EMNPD3**
 - For Brass Metal Collar replace 7th digit 1 by 2 eg. : **EMNPD2** (Please contact nearest branch office for MRP)
3. For Non-Illuminated Actuator / Selector Actuator at least 1 NO or NC Block required to make a complete Assembly eg. **EMNRFD1 + EC1C** makes complete assembly of flush head actuator with 1 NO Block

Note * - In 2 position selector actuator, for operating style  replace 6th digit from K to R and for operating style  replace 6th digit from K to T


Gen Next Illuminated Push Button Actuators [8531]

- Snap Mounting with compact contact blocks (EC1C & EC2C)


	Description	Cat. No.	Colour (8 th Digit)	Voltage (9 th , 10 th , 11 th & 12 th Digit)	M.R.P. (₹) Per Unit
	Flush Head	EG03FDL□□□□□	R-Red G-Green Y-Yellow A-Amber	012C - 12 VAC/DC 024C - 24 VAC/DC 030C - 30 VAC/DC 048C - 48 VAC/DC 064C - 64 VAC/DC 110A - 110 VAC	191
			B-Blue W-White	110D - 110 VDC 240A - 240 VAC 220D - 220 VDC	352 Blue and White
	Projecting Head (Push Function)	EG03PDL□□□□□	R-Red G-Green Y-Yellow A-Amber	012C - 12 VAC/DC 024C - 24 VAC/DC 030C - 30 VAC/DC 048C - 48 VAC/DC 064C - 64 VAC/DC 110A - 110 VAC	191
			B-Blue W-White	110D - 110 VDC 240A - 240 VAC 220D - 220 VDC	352 Blue and White
	Selector Actuator with LED holder	2 Position		R-Red G-Green Y-Yellow A-Amber B-Blue W-White	012C - 12 VAC/DC 024C - 24 VAC/DC 030C - 30 VAC/DC 048C - 48 VAC/DC 064C - 64 VAC/DC 110A - 110 VAC 110D - 110 VDC 240A - 240 VAC 220D - 220 VDC
		 Non Spring Return EG03SKL□□□□□	279		
		 Spring Return EG03SIL□□□□□			
		3 Position			
 Non Spring Return EG03SLL□□□□□	417 Blue and White				
 Spring Return EG03S JL□□□□□					
	Twin Touch with Led Holder	EG03TDL□□□□□	Y- Yellow A-Amber	012C - 12 VAC/DC 024C - 24 VAC/DC 030C - 30 VAC/DC 048C - 48 VAC/DC 064C - 64 VAC/DC 110A - 110 VAC 110D - 110 VDC 240A - 240 VAC 220D - 220 VDC	239

Note* : 1) In 2 position selector actuator, for operating style  replace 6th digit from K to R and for operating style , replace 6th digit from K to T.
2) Assembly comes with LED holder. Please order contact block EC1C and EC2C separately.

Gen Next Modular Contact Blocks [8538]

	Description	Cat. No.	Colour	Voltage	M.R.P. (₹) Per Unit
	'NO' Block	EC1C	-	-	51
	'NC' Block	EC2C	-	-	51


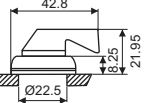
Spares for Gen Next Series [8531]

	Description	Cat. No.	Colour (8 th Digit)	Voltage (9 th , 10 th , 11 th & 12 th Digit)	M.R.P. (₹) Per Unit
	LED Holder for Gen Next illuminated actuator series	EG08HOL□□□□□	R-Red G-Green Y-Yellow A-Amber	012C - 12 VAC/DC 024C - 24 VAC/DC 030C - 30 VAC/DC 048C - 48 VAC/DC 064C - 64 VAC/DC 110A - 110 VAC	138
			B-Blue W-White	110D - 110 VDC 240A - 240 VAC 220D - 220 VDC	278 Blue and White

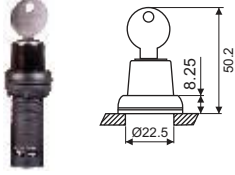






Note : Gen Next Modular Contact Blocks (EC1C and EC2C) can be used only with Gen Next Push Button Actuator



Gen Next Integral Actuator [8536]

- With inbuilt contact arrangement
- Contact rating 6A @ 240AC

	Description	Cat. No.	Contact Configuration (3 rd Digit)	Colour (4 th Digit)	M.R.P. (₹) Per Unit		
 	Flush Head	EE□□FD1	1 - 1 NO 2 - 1 NC	R-Red G-Green Y-Yellow W-White B-Blue A-Amber C-Black	100		
			3 - 1 NO + 1 NC 4 - 2 NO 5 - 2 NC		147		
 	Projecting Head Push Function	EE□□PD1	1 - 1 NO 2 - 1 NC	R-Red G-Green Y-Yellow W-White B-Blue A-Amber C-Black	100		
			3 - 1 NO + 1 NC 4 - 2 NO 5 - 2 NC		147		
 	Mushroom Head Push - Turn	EE□□MH1	1 - 1 NO 2 - 1 NC	R-Red G-Green Y-Yellow C-Black	148		
			3 - 1 NO + 1 NC 4 - 2 NO 5 - 2 NC		201		
 	Mushroom Head Push - Function	EE□□MD1	1 - 1 NO 2 - 1 NC	R-Red G-Green Y-Yellow C-Black	125		
			3 - 1 NO + 1 NC 4 - 2 NO 5 - 2 NC		171		
 	Symmetric Head Actuator	2 Position		R-Red G-Green W-White C-Black	204		
		 Non Spring Return EE□□SK1	1 - 1 NO 2 - 1 NC			3 - 1 NO + 1 NC (Left NO) 4 - 2 NO 5 - 2 NC 6 - 1 NO + 1 NC (Right NO)	
		 Spring Return EE□□SI1					259
		3 Position				3 - 1 NO + 1 NC (Left NO) 4 - 2 NO 5 - 2 NC 6 - 1 NO + 1 NC (Right NO)	
		 Non Spring Return EE□□SL1					
		 Spring Return EE□□SJ1					
 Spring Return L. H. EE□□SM1							
 Spring Return R. H. EE□□SN1							
 	Lever Head	2 Position		R-Red G-Green W-White C-Black	204		
		 Non Spring Return EE□□LK1	1 - 1 NO 2 - 1 NC			3 - 1 NO + 1 NC (Left NO) 4 - 2 NO 5 - 2 NC 6 - 1 NO + 1 NC (Right NO)	
		 Spring Return EE□□LI1					259
		3 Position				3 - 1 NO + 1 NC (Left NO) 4 - 2 NO 5 - 2 NC 6 - 1 NO + 1 NC (Right NO)	
		 Non Spring Return EE□□LL1					
		 Spring Return EE□□LJ1					
		 Spring Return L. H. EE□□LM1					
 Spring Return R. H. EE□□LN1							


Gen Next Integral Actuator [8536]

	Description	Cat. No.	Contact Configuration (3 rd Digit)	Colour (4 th Digit)	M.R.P. (₹) Per Unit	
	Lock & Key Rotary Type	2 Position		1 - 1 NO 2 - 1 NC	C-Black	261
		 Non Spring Return EE□□KK1	EE□□KK1			
		 Spring Return EE□□KI1	EE□□KI1			
		3 Position		3 - 1 NO + 1 NC (Left NO) 4 - 2 NO 5 - 2 NC 6 - 1 NO + 1 NC (Right NO)		313
		 Non Spring Return EE□□KL1	EE□□KL1			
		 Spring Return EE□□KJ1	EE□□KJ1			
	 Spring Return L. H. EE□□KM1	EE□□KM1				
 Spring Return R. H. EE□□KN1	EE□□KN1					

Note * - In 2 position selector actuator, for operating style  replace 6th digit from K to R and for operating style  replace 6th digit from K to T





Panel Mounted Buzzer Ø 22.5 mm [8531]

- IP20 protection
- 80dB at 1 m distance
- Low Power consumption < 0.6W
















	Description	Electrical Rating	Cat. No.		M.R.P. (₹) Per Unit
			Round Type	Square Type	
22.5 mm Panel Mounted Buzzer Black colour	240 VAC	EG15R00C240A	EG15S00C240A	243	
	110 VAC	EG15R00C110A	EG15S00C110A	243	
	64 VAC/DC	EG15R00C064C	EG15S00C064C	243	
	48 VAC/DC	EG15R00C048C	EG15S00C048C	243	
	30 VAC/DC	EG15R00C030C	EG15S00C030C	243	
	24 VAC/DC	EG15R00C024C	EG15S00C024C	243	
	12 VAC/DC	EG15R00C012C	EG15S00C012C	243	

Gen Next Push Button Stations [8536]

- Dimension
- Single Station : 65 x 55 x 33 mm
 - Two Station : 100 x 55 x 53 mm
 - Three Station : 134 x 55 x 53 mm
 - Eight Station : 305 x 55 x 53 mm

	Description	Cat. No.	M.R.P. (₹) Per Unit
	Flush Head Actuator - Red with Legend - STOP Contact - 1 'NC'	EP1FAC01	370
Flush Head Actuator - Green with Legend - START Contact - 1 'NO'	EP1FAB02	370	
	Two Position Symmetric Head Selector Switch - Black with Legend - OFF / ON Contact - 1 'NO'	EP1FAF08	487
	Two Position Lock & Key Rotary Switch with Legend - OFF / ON Contact - 1 'NO'	EP1FAF12	538
	Mushroom Head Actuator 'Push Function' with Legend - STOP Contact - 1 'NC' for Stop	EP1FAC03	393

Gen Next Push Button Stations [8536]

	Description	Cat. No.	M.R.P. (₹) Per Unit
	Mushroom Head Actuator 'Push Turn Type' with Legend - STOP Contact - 1 'NC' for Stop	EP1FAC05	479
	Flush Head Actuator - Green with Legend - START Contact - 1 'NO' (Station One)	EP2FAH0201	538
	Flush Head Actuator - Red with Legend - STOP Contact - 1 'NC'		
	Flush Head Actuator - Green with Legend - START Contact - 1 'NO' (Station One)	EP2FAH0205	594
	Mushroom Head Actuator 'Push Turn Type' with Legend - STOP Contact - 1 'NC' (Station Two)		
	LED Indicator 240 VAC - Red (Station One)	EP3FAUI1X0201	725
	Flush Head Actuator - Green with Legend - START Contact - 1 'NO' (Station Two)		
	Flush Head Actuator - Red with Legend - STOP Contact - 1 'NC' (Station Three)		
	Flush Head Actuator - Green with Legend - FORWARD Contact - 1 'NO' (Station Two)	EP3FAR020102	679
	Flush Head Actuator - Red with Legend - STOP Contact - 1 'NC' (Station Two)		
	Flush Head Actuator - Green with Legend - REVERSE Contact - 1 'NO' (Station Three)		
	Flush Head Actuator - Green with Legend - UP Contact - 1 'NO' (Station Two)	EP3FAS020102	679
	Flush Head Actuator - Red with Legend - STOP Contact - 1 'NC' (Station Two)		
	Flush Head Actuator - Green with Legend - DOWN Contact - 1 'NO' (Station Three)		
	All 7 Flush Head Actuators with NO Contact & Mushroom Head Push Turn	EP8F02	1927
	8 Way push button pendant with hanging provision	EP8F04	2061
	Single Station Enclosure Box without Actuator	EP1FAA ^{\$}	205
	Two Station Enclosure Box without Actuator	EP2FAA ^{\$}	217
	Three Station Enclosure Box without Actuator	EP3FAA ^{\$}	224
	Eight Station Enclosure Box without Actuator	EP8FAA ^{\$}	375

Note: 1. All Gen next push button stations contains integral Actuators.

2. Only integral actuators can be used for converting Gen next enclosure boxes into Gen Next push button station.

3. For any other combination of actuators/indicators in push button stations please contact nearest branch office.

4. EP8F04 is available in single speed for crane application.

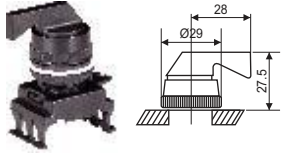






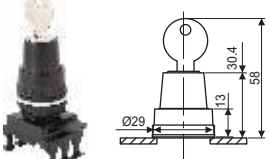






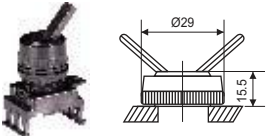

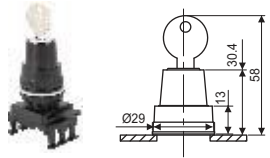

\$ Chapter ID : 8538.



Standard Push Button & Selector Actuators Ø 22.5 mm [8538]

- Contact blocks HC61A2 & HC61B2

	Description	Cat. No.	Colour (6 th Digit)	M.R.P. (₹) Per Unit		
	Flush Head	HD15C□	1-Red 2-Green 3-Black 4-Yellow 5-White/Opal 6-Blue 7-Orange 8-Colorless	88		
	Projecting Head 'Push Function'	HD45C□	1-Red 2-Green 3-Black 4-Yellow 5-White/Opal 6-Blue 7-Orange 8-Colorless	88		
	Projecting Head 'Push - Push Function'	HF45C□	1-Red 2-Green 3-Black 4-Yellow 5-White/Opal 6-Blue 7-Orange	193		
	Mushroom Head Ø 40 mm 'Push Function'	HD55C□	1-Red 2-Green 3-Black 4-Yellow	122		
	Mushroom Head 'Push Turn'	HH55C□	1-Red 2-Green 3-Black 4-Yellow	166		
	Mushroom Head With Lock & Key	HQ55C□	1-Red 2-Green 3-Black 4-Yellow	321		
	Mushroom Head 'Push Pull'	HG55B□	1-Red 2-Green 3-Black 4-Yellow 6-Blue	294		
	Twin Touch	HD15G□	3-Black	172		
	Symmetric Head	2 Position		1-Red 2-Green 3-Black 5-White/Opal	236	
		Non Spring Return				HK65C□
		Spring Return				HI65C□
		3 Position				
		Non Spring Return				HL65C□
		Spring Return				HJ65C□
		Spring Return from L. H.				HM65C□
Spring Return from R. H.		HN65C□				
				251		

Standard Push Button & Selector Actuators Ø 22.5 mm [8538]

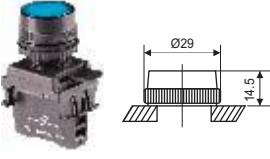
	Description	Cat. No.	Colour (4 th Digit)	M.R.P. (₹) Per Unit	
	Lever Head	2 Position		1-Red 3-Black 5-White/Opal	236
		Non Spring Return	 HK75C□		
		Spring Return	 HI75C□		
		3 Position			251
		Non Spring Return	 HL75C□		
		Spring Return	 HJ75C□		
		Spring Return from L. H.	 HM75C□		
Spring Return from R. H.	 HN75C□				
	Lock & Key Rotary Type	2 Position		3-Black	321
		Non Spring Return	 HK85C□		
		Spring Return	 HI85C□		
		3 Position			337
		Non Spring Return	 HL85C□		
		Spring Return	 HJ85C□		
		Spring Return from L. H.	 HM85C□		
Spring Return from R. H.	 HN85C□				
	Tip Head	2 Position		1-Red 2-Green 3-Black 4-Yellow 5-White/Opal	197
		Non Spring Return	 HP95C□		
	Lock & Key Push Turn	2 Position		3-Black	337
		Non Spring Return	 HH85C□		

Note * - In 2 position selector actuator, for operating style  replace 2nd digit from K to R and for operating style  replace 2nd digit from K to T
 ** For Lock & Key, Key removable position Left, Right or Both

- Note :**
- Actuators & Selector Actuators with black ABS collar are offered as Standard eg. : **HD15 □1**
 - Actuators (except Mushroom Head Push - Pull & all types of twin touch Actuators) are also available with chrome plated ABS & Brass collar
 - For Chrome plated ABS Collar replace 5th digit C by A eg. : **HD15 □A1**
 - For Brass Chrome plated ABS Collar replace C by B eg. : **HD15 □B1**
 - For Non-Illuminated Actuator / Selector Actuator at least 1 NO or NC Block required to make a complete Assembly eg. HD15C1 + HC61A2 makes complete assembly of flush head actuator with 1 NO Block



Standard Illuminated Actuators With LED [8531]

- Illuminated Actuators Pre-assembled with LED Holder
- Contact blocks HC61A2 & HC61B2



	Description	Cat. No.	Colour (4 th Digit)	Voltage (5 th , 6 th , 7 th & 8 th Digit)	M.R.P. (₹) Per Unit
	Flush Head	EAL□□□□FD1	R-Red G-Green Y-Yellow A-Amber	012C - 12 VAC/DC 024C - 24 VAC/DC 048C - 48 VAC/DC 064C - 64 VAC/DC 110A - 110 VAC 110D - 110 VDC	225
			B-Blue W-White	240A - 240 VAC 220D - 220 VDC	427

Standard Illuminated Actuators With LED [8531]

	Description	Cat. No.	Colour (4 th Digit)	Voltage (5 th , 6 th , 7 th & 8 th Digit)	M.R.P. (₹) Per Unit
	Projecting Head (Push Function)	EAL□□□□PD1	R-Red G-Green Y-Yellow A-Amber	012C - 12 VAC/DC 024C - 24 VAC/DC 048C - 48 VAC/DC 064C - 64 VAC/DC 110A - 110 VAC 110D - 110 VDC	225
			B-Blue W-White	240A - 240 VAC 220D - 220 VDC	427
	Projecting Head (Push - Push Function)	EAL□□□□PF1	R-Red G-Green Y-Yellow A-Amber	012C - 12 VAC/DC 024C - 24 VAC/DC 048C - 48 VAC/DC 064C - 64 VAC/DC 110A - 110 VAC 110D - 110 VDC	329
			B-Blue W-White	240A - 240 VAC 220D - 220 VDC	530
	Twin Touch	EAL□□□□TD1	Y-Yellow A-Amber	012C - 12 VAC/DC 024C - 24 VAC/DC 048C - 48 VAC/DC 064C - 64 VAC/DC 110A - 110 VAC 110D - 110 VDC 240A - 240 VAC 220D - 220 VDC	295
	Selector Actuator with Gen Next LED	2 Position Non Spring Return  EAL□□□□SK1	R-Red G-Green Y-Yellow A-Amber	012C - 12 VAC/DC 024C - 24 VAC/DC 048C - 48 VAC/DC 064C - 64 VAC/DC 110A - 110 VAC 110D - 110 VDC 240A - 240 VAC 220D - 220 VDC	356
		2 Position Spring Return  EAL□□□□SI1	B-Blue W-White		530
		3 Position Non Spring Return  EAL□□□□SL1	R-Red G-Green Y-Yellow A-Amber		373
		3 Position Spring Return  EAL□□□□SJ1			
		3 Position Spring Return from L. H.  EAL□□□□SM1	B-Blue W-White		547
		3 Position Spring Return from R. H.  EAL□□□□SN1			

Note* : 1) In 2 position selector actuator, for operating style  replace 10th digit from K to R and for operating style  replace 10th digit from K to T.
 2) Assembly comes with LED holder. Please order contact block HC61A2 and HC61B2 separately.
 3) For Illuminated Actuators / Selector Actuators at least 1 LED Holder is required for electrical connection.

Standard Modular Contact Blocks

	Description	Cat. No.	Colour (4 th Digit)	Voltage (5 th , 6 th , 7 th & 8 th Digit)	M.R.P. (₹) Per Unit
 [8538]	'NO' Block	HC61A2	-	-	66
	'NC' Block	HC61B2	-	-	66
 [8531]*	LED Holder for Standard series	EHL□□□□□	R-Red G-Green Y-Yellow A-Amber B-Blue W-White	012C - 12 VAC/DC 024C - 24 VAC/DC 048C - 48 VAC/DC 064C - 64 VAC/DC 110A - 110 VAC 110D - 110 VDC 240A - 240 VAC 220D - 220 VDC	137 321 Blue & White

Universal Push Button Stations (in ABS Engineering plastic body) [8536]

Dimension ● Single Station : 75 x 75 x 56 mm ● Two Station : 127 x 75 x 56 mm
● Three Station : 160 x 75 x 56 mm

	Description	Cat. No.	M.R.P. (₹) Per Unit
	Flush Head Actuator - Red with Laser Marking - STOP Contact - 1 'NC'	EWS1C01AC062	447
	Flush Head Actuator - Green with Laser Marking - START Contact - 1 'NO'	EWS1C01AC063	447
	Two Position Symmetric Head Selector Switch - Black with Laser Marking - OFF / ON Contact - 1 'NO'	EWS1C01AF064	591
	Illuminated Actuator - Green with Laser Marking - ON Contact - 1 'NO' - 240 VAC	EWS1C01AA070	528
	Two Position Lock & Key Rotary Switch with Laser Marking - OFF / ON Contact - 1 'NO'	EWS1C01AF065	669
	Mushroom Head Actuator 'Push Function' with Laser Marking - STOP Contact - 1 'NC' for Stop	EWS1C13AC054	476
	Mushroom Head Actuator 'Push Turn type' with Laser Marking - STOP Contact - 1 'NC' for Stop	EWS1C13AC051	537
	"Mushroom Head Actuator with Lock and Key on Yellow Cover, with Laser Marking - STOP, Contact - 1 'NC' for Emergency Stop"	EWS1C13AC066	654
	Push Button Station with Push Pull Emergency Switch, Red with 1 NC	EWS1C13AC069	581
	Flush Head Actuator - Green with Laser Marking - START Contact - 1 'NO' (Station One) Flush Head Actuator - Red with Laser Marking - STOP Contact - 1 'NC' (Station Two)"	EWS2C01AH045	646
	Flush Head Actuator - Green with Laser Marking - START Contact - 1 'NO' (Station One) Mushroom Head Actuator 'Push Turn Type' with Laser Marking - TOP Contact - 1 'NC'"	EWS2C01AH067	717
	Flush Head Actuator - Green with Laser Marking - START Contact - 1 'NO' (Station One) Mushroom Head Actuator 'Lock & Key Type' with Laser Marking - STOP Contact - 1 'NC'"	EWS2C01AH068	846
	Pilot Light 240 VAC White (Station One) Flush Head Actuator - Green with Laser Marking - START Contact - 1 'NO' (Station Two) Flush Head Actuator - Red with Laser Marking - STOP Contact - 1 'NC' (Station Three)"	EWS3C01AH048	876
	Flush Head Actuator - Green with Laser Marking - FORWARD Contact - 1 'NO' (Station One) Flush Head Actuator - Red with Laser Marking - STOP Contact - 1 'NC' (Station Two) Flush Head Actuator - Green with Laser Marking - REVERSE Contact - 1 'NO' (Station Three)"	EWS3C01BJ055	821
	Flush Head Actuator - Green with Laser Marking - UP Contact - 1 'NO' (Station One) Flush Head Actuator - Red with Laser Marking - STOP Contact - 1 'NC' (Station Two) Flush Head Actuator - Green with Laser Marking - DOWN Contact - 1 'NO' (Station Three)"	EWS3C01AS055	821

Universal Push Button Stations (in ABS Engineering plastic body) [8538]


Push Buttons Station Enclosure

- Dimension
- Single Station : 75 x 75 x 56 mm
 - Two Station : 127 x 75 x 56 mm
 - Three Station : 160 x 75 x 56 mm
 - Four Station : 215 x 75 x 70 mm
 - Five Station : 270 x 75 x 71 mm

	Description	Cat. No.	M.R.P. (₹) Per Unit
	Enclosure Grey-Black single hole	EWS1C01AA	260
	Enclosure Grey-Black & 2 hole of Ø 22.5	EWS2C01AA	337
	Enclosure Grey-Black & 3 holes of Ø 22.5	EWS3C01AA	413
	Enclosure Grey-Black & 4 holes of Ø 22.5	EWS4C01AA	582
	Enclosure Yellow-Black single hole	EWS1C13AA	260
	Enclosure Yellow-Black & 2 hole of Ø 22.5	EWS2C13AA	337
	Enclosure Yellow-Black & 3 holes of Ø 22.5	EWS3C13AA	413
	Enclosure Yellow-Black & 4 holes of Ø 22.5	EWS4C13AA	582
	Enclosure Yellow-Black & 5 holes of Ø 22.5	EWS5C13AA	671





Standard All Purpose Enclosures [8538]

Dimension: 110 x 80 x 65 mm


 <p>Note : with plastic screws</p>	Description	Cat. No.	M.R.P. (₹) Per Unit
	All Grey without hole	HF999000	247
	All Grey & 1 hole of Ø 22.5	HF999001	247
	All Grey & 2 holes of Ø 22.5	HF999002	247

Note: All series actuators and contact block can be used to convert all purpose enclosure box into standard push button station.


Accessories and Spares for Standard series [8538]

Clips for Modular Blocks	Description	Cat. No.	M.R.P. (₹) Per Unit	Clips for Modular Blocks	Description	Cat. No.	M.R.P. (₹) Per Unit
		Second Row Clip (For Vertical Cascading)	HC122030		20		First Row Clip
	Side Row Clip (For Horizontal Cascading)	HC929002		Single Leg Clip		HE102000	

Note : First Row Clip is included for all std series Push Button Actuators, Selector Actuators & Mushroom Head Assembly

Shroud (Boot) for Actuator 	Cat. No.	Colour	M.R.P. (₹) Per Unit
	HH152002	Red	18
	HH153003	Green	
	HH154004	Black	
	HH155005	Yellow	
HH150100	Colourless	25	


(For IP67 protection with standard series actuators)

Spare Lens Cap 	Colour	Cat. No.		M.R.P. (₹) Per Unit
		Non Illuminated	Illuminated	
Red	HB103002	HB103103	14	
Green	HB104000	HB104101		
Black	HB102006	NA		
Yellow	HB105008	HB105109		
White/Opal	HB101004	HB101105		
Blue	HB107010	HB107111		
Orange	HB108012	HB108113		
Colourless	NA	HB100107		


Note: It can be used for Gen Next as well as standard actuators.

Collar (For Flush/ Projecting Head) 	Cat. No.	Colour	M.R.P. (₹) Per Unit
			HB196000
HB192000	Black	13	
HB326000	Brass	42	
Adaptor Ring * (For 30 to 22 mm in Panel Cutout conversion) 	HH180000	Gray	19
	HH182004	Black	
	HH196006	Chrome Plated 'ABS'	
Blanking Plugs 	HH180002	Gray	36
	HH182009	Black	
	HH196010	Chrome Plated 'ABS'	
Center Indication Strip (For Twin Touch Actuator) 	HB102058	Black	36
	HB105163	Yellow	
	HB108169	Orange	
	HB100161	Colourless	

* It can be used to convert Gen Next actuator series to TK3 Ø30 mm mounting.

Metal Plates - Spare 	Description	Cat. No.	M.R.P.(₹) Per Unit
	Small	HH2420122	15
	Large	HH2420124	15
	Square	HH2420123	15

Note: Printing as per customer requirement

Fixing Device 	Cat. No.	M.R.P. (₹) Per Unit
	HH192000	52

Plastic Plate 	Cat. No.	M.R.P. (₹) Per Unit
	HB135000	44
Protecting Shroud 	HF195004	44
	New Padlock for Emergency Push Buttons 	HF192024
HF192025		100

Disclaimer for Modular Remote Control Unit

Every effort as to the correctness or sufficiency of the information and data contained in the catalogue is made. We however cannot accept any liability for the accuracy or completeness of the information and data provided. No claims in this regard shall consequently be accepted.

We reserve the right to make changes, without prior notice, in the catalogue.

Products with CAT no. having, with or without, dot as suffix are same.

These products are manufactured by



Discontinued products

The following products have been discontinued Timing Devices & Supply Monitors

Timer Type	Discontinued		Alternate	
	Family	Cat. Nos.	Family	Cat. Nos.
Multifunction timer	Micon 350	37EDT4, 33EDT7, 36EDT7	Micon 225	2A6DT6
Multifunction timer	Micon 780	74MDT0, 70MDT0, 76MDT0	Micon 225	2A6DT6, 2B6DT6 (DIN Rail)
Star Delta timer		74SDT0		2BSDT0 (DIN Rail)
Star Delta timer		70SDT0		2ASDT0 (DIN Rail)
Asymmetrical timer		70ADT0, 74ADT0		2AADT5 (DIN Rail)
Multifunction timer		40MFS0, 40MFE0		Digicon, Micon 225
Assymetrical ON/OFF	Micon 480	40AFS0	Digicon, Micon 225	2AADT5 (DIN Rail Mounting)
Star Delta timer		40SFS0	Digicon, Micon 225	2ASDT0 (DIN Rail Mounting)
ON Delay timer		47OFE8, 43OFE8, 46OFE8	Digicon, Micon 225	2A6DT6 (DIN Rail Mounting)
Assymetrical ON/OFF and OFF/ON		Micon 225	2AJDT0	Micon 175
Hour meter	HM 48	K54SF1	HM 36	LA25F1
ON Delay timer	Micon 225	29ODT5	Micon 175	11ODT4 / 15ODT4
Assymetrical ON/OFF & OFF/ON		25ADT5		1CJDT0
Time Switches	Digi 20	D847B2	Crono	67DDT0
		D847F2		
Thermistor Relay+SPP	Supply Monitors	ML64BS, ML67BS, MLD4BS, MLD7BS	-	-
Timer	EM2000	C□□□B1	Micon 225	2AODT5
Time switches	Astro GSM Accessorie	19D2000C, 19D20B00, 19A1000B	-	-

Modular Remote Control Units

Family Type	Actuator Type	Discontinued Cat. Nos.	Alternate Cat. Nos.
Standard series Illuminated Push button actuators	Flush head	HD16C□	EAL□□□□□FD1
	Projecting head push function	HD46C□	EAL□□□□□PD1
	Projecting head push push function	HF46C□	EAL□□□□□PF1
	Twin touch	HD16G□	EAL□□□□□TD1
Standard series Illuminated selector actuators	2 Position NSR	HK66C□	EAL□□□□□SK1
	2 Position SR	HI66C□	EAL□□□□□SI1
	3 Position NSR	HL66C□	EAL□□□□□SL1
	3 Position SR	HJ66C□	EAL□□□□□SJ1
	3 Position SR from LH	HM66C□	EAL□□□□□SM1
	3 Position SR from RH	HN66C□	EAL□□□□□SN1
Standard Series LED Indicator	TT Series indicator	TTO□□□	EIL□□□□
	TM Series indicator	TMO□□XI	EIL□□□□
Standard Series Universal LED Indicator	Standard Series	TP0□□Z1/TP0□□Z2	EG0100L□□□□□

PS: EAL series comes with inbuilt LED holder

* 6th digit indicates colour

* 4th digit indicates colour and 5th, 6th, 7th and 8th digit indicates voltage

Push Button Stations

Product	Stations	Description	Discontinued Cat No.	Alternate Cat No.
Push button stations	1	Red flush head actuator with 1 NC contact	JAA10000	EWS1C01AC062
	1	Green flush head actuator with 1 NO contact	JAB20000	EWS1C01AC063
	1	Illuminated Green Actuator with Laser Marking - Start Contact - 1 'NO' - 240 VAC	JAD60000	EWS1C01AA070
	1	Two position symmetric head actuator with 1 NO	JAH20000	EWS1C01AF064
	1	Two position lock and key actuator with 1 NO	JAI20000	EWS1C01AF065
	1	Mushroom head actuator push function with 1 NC contact	JAE10000	EWS1C13AC054
	1	Mushroom head actuator push turn function with 1 NC contact	JAF10000	EWS1C13AC051
	1	Mushroom head lock and key actuator with 1 NC contact	JAG10000	EWS1C13AC066
	1	Mushroom head actuator push pull function with 1 NC contact	TJ51B2	EWS1C13AC069
	2	Red flush head actuator with 1 NC contact + Green flush head actuator with 1 NO contact	JBB2A100	EWS2C01AH045
	2	Green flush head actuator with 1 NO contact + Mushroom head actuator (push turn) with 1 NO contact	JBB2F100	EWS2C01AH067
	2	Green flush head actuator with 1 NO contact + Mushroom head actuator(lock and key type) with 1 NO contact	JBB2G100	EWS2C01AH068
	3	Pilot light+ Red flush head actuator with 1 NO + Green flush head with 1 NC contact (Start Stop)	JCZ4B2A1	EWS3C01AH048
	3	2 Flush head Green actuator with 1 NO contact+Flush head Red Actuator with 1 NC contact (Forward-Stop-Reverse)	JDB2A1B2	EWS3C01BJ055
	3	2 Flush head Green actuator with 1 NO contact+Flush head Red Actuator with 1 NC contact (Up-Stop-Down)	JEB2A1B2	EWS3C01AS055
	1	Single hole enclosure	Hf999004	EWS1C01AA
	2	2 hole enclosure	HF999005	EWS2C01AA
	3	3 hole enclosure	HF999003	EWS3C01AA
	3	1 hole enclosure Yellow/Grey HF995001	HF995001	EWS1C13AA
	3	4 hole enclosure HF999024	Hf999024	EWS4C13AA

General Terms

All prices are on maximum retail price basis inclusive of all duties, GST & any other Tax as applicable.

Prices are subject to revision without notice.

Warranty Policy

All the products listed in the price list carry a warranty, against manufacturing defects for a period of 18* months from the date of purchase.

Should the product prove to be defective due to faulty workmanship or otherwise, we will remedy the defect or replace the faulty parts or the whole product at our discretion, as soon as possible, free of cost.

The warranty is however subject to the provision of proper usage, efficient maintenance and does not cover defects arising out of fire, accident, inefficient maintenance, faulty operation and willful or accidental damage. It also does not cover damage to power electronic components like thyristors & IGBTs, which fail predominantly due to over-temperature & over-voltage. The user needs to take adequate precautions to eliminate these conditions. The manufacturer shall not be liable for any consequential loss, injury or damages attributable to defect or failure of its products.

Comprehensive Service Support

L&T has over five decades of experience in providing after sales service for low voltage distribution systems in every type of industry & commercial complex in India.

L&T offers the following services, partnering you in your maintenance of low voltage distribution products :

- Regular Maintenance
- Preventive Maintenance Programme
- On Call
- Annual Maintenance Contract
- Product Support for Managing Obsolescence - Retrofitting & Upgradation of your switchgear products

* Proof of purchase to be retained to avail warranty

Get the Switchgear Training Edge!

Aimed at maximizing productivity, conserving energy, minimizing costs and enhancing safety, our Electrical & Automation training programmes have benefitted over 2.45 Lakh professionals in the last 33 years. These training programmes are highly beneficial as they provide right exposure and impart knowledge on selection, installation, maintenance and testing of Electrical & Automation Products.

So gain the advantage and go the extra mile with:

- 22 courses on contemporary topics
- Courses applicable to all switchgear brands
- Training Centers in Pune, Lucknow, Coonoor, Vadodara, Delhi & Kolkata
- Blend of theory and practical experience

The typical training programmes cover:

- Low Voltage & Medium Voltage Switchgear
- Switchboard Electrical Design
- AC Drives & Building Management Solutions
- Protective Relays & Earthing
- Power Quality Solutions

Please contact any of the training centres for participation and detailed training programme schedule.



Pune

Larsen & Toubro Limited
Switchgear Training Centre,
T-156/157, MIDC
Bhosari, Pune - 411 026
Tel: 020 2712 0037 / 2712 0653
Fax: 020 2712 2933
E-mail: stc-pune@Lntebg.com



Lucknow

Larsen & Toubro Limited
Switchgear Training Centre,
C - 6 & 7, UPSIDC
P. O. Sarojinagar, Lucknow - 226 008
Tel: 0522 247 6015 / 97944 54455
Fax: 0522 247 6015
E-mail: stc-lucknow@Lntebg.com



Coonoor

Larsen & Toubro Limited
Switchgear Training Centre,
Ooty-Coonoor Main Road
Yellanahalli P.O., The Nilgiris - 643 243
Tel. : 0423 251 7107
Fax : 0423 251 7158
E-mail: stc-coonoor@Lntebg.com



Vadodara

Larsen & Toubro Limited
Switchgear Training Centre
Behind L&T Knowledge City,
Near Village Ankhol,
Vadodara - 390019
Tel: 0265 2457805
E-mail: stc-vadodara@Lntebg.com



Delhi

Larsen & Toubro Ltd
Switchgear Training Centre
32, Shivaji Marg,
Near Motinagar Metro Station,
New Delhi - 110015
Tel: 011 41419515 / 41419695 / 41419500
Fax: 011 41419600
E-mail: stc-delhi@Lntebg.com



Kolkata

Larsen & Toubro Limited
Switchgear Training Centre
4th Floor, 3B, Shakespeare Sarani,
Kolkata - 700071
Tel: 033 42005975 / 42005978
E-mail: stc-kolkata@Lntebg.com

Electrical Standard Products (ESP) Offices:

HEAD OFFICE

L&T Business Park,
Tower 'B' / 3rd Floor
Saki Vihar Road, Powai
Mumbai 400 072
Tel: 022-67053229
Fax: 022-67051112
e-mail: cic@LNTEBG.com

BRANCH OFFICES

501, Sakar Complex I
Opp. Gandhigram Rly. Station
Ashram Road
Ahmedabad 380 009
Tel: 079-66304006-11
Fax: 079-66304025
e-mail: esp-ahm@LNTEBG.com

38, Cubbon Road, P. O. Box 5098
Bengaluru 560 001
Tel: 080-25020100 / 25020324
Fax: 080-25580525
e-mail: esp-blr@LNTEBG.com

131/1, Zone II, Maharana Pratap Nagar
Bhopal 462 011
Tel: 0755-3080511 / 05 / 08 / 13 / 17 / 19
Fax: 0755-3080502
e-mail: esp-bho@LNTEBG.com

Plot No. 559, Annapurna Complex
Lewis Road
Bhubaneswar 751 014
Tel: 0674-6451342 / 2436690 / 2436696
Fax: 0674-2537309
e-mail: esp-bsr@LNTEBG.com

Aspire Towers, 4th Floor
Plot No. 55, Phase-I
Industrial & Business Park
Chandigarh-160 002
Tel: 0172-4646840 / 41 / 42 / 46 / 53
Fax: 0172-4646802
Email: esp-chd@LNTEBG.com

L&T Construction Campus
TC-1 Building, II Floor
Mount-Poonamallee Road
Manapakkam
Chennai 600 089
Tel: 044-2270 6800
Fax: 044-22706940
e-mail: esp-maa1@LNTEBG.com

67, Appuswamy Road, Post Bag 7156
Opp. Nirmala College
Coimbatore 641 045
Tel: 0422-4588120 / 1 / 5
Fax: 0422-2588148
e-mail: esp-cbe@LNTEBG.com

1&2, Vijay Park, Main Chakrata road
Opp: Anandam, Ballupur Chowk
Dehradun 248001
Tel: 9582252411

Khairasol, Degaul Avenue
Durgapur 713 212
Tel: 0343-2540448 / 2540449 / 2540443
Fax: 0343-2540442
e-mail: esp-dgp@LNTEBG.com

5, Milanpur Road, Bamuni Maidan
Guwahati 781 021
Tel: +91 8876554417
e-mail: esp-ghy@LNTEBG.com

II Floor, Vasantha Chambers
5-10-173, Fateh Maidan Road
Hyderabad 500 004
Tel: 040-67015052
Fax: 040-23296468
e-mail: esp-hyd@LNTEBG.com

Monarch Building, 1st Floor
D-236 & 237, Amrapali Marg
Vaishali Nagar
Jaipur 302 021
Tel: 0141-4385914 to 18
Fax: 0141-4385925
e-mail: esp-jai@LNTEBG.com

Akashdeep Plaza, 2nd Floor
P. O. Golmuri
Jamshedpur 831 003
Jharkhand
Tel: 0657-2312205 / 38
Fax: 0657-2341250
e-mail: esp-jam@LNTEBG.com

Skybright Bldg; M. G. Road
Ravipuram Junction, Ernakulam
Kochi 682 016
Tel: 0484-4409420 / 4 / 5 / 7
Fax: 0484-4409426
e-mail: esp-cok@LNTEBG.com

3-B, Shakespeare Sarani
Kolkata 700 071
Tel: 033-42005982
Fax: 033-22821025 / 7587
e-mail: esp-ccu@LNTEBG.com

A28, Indira Nagar, Faizabad Road
Lucknow 226 016
Tel: 0522-4929905 / 04
Fax: 0522-2311671
e-mail: esp-lko@LNTEBG.com

No: 73, Karpaga Nagar, 8th Street
K. Pudur
Madurai 625 007
Tel: 0452-2567405 / 2561068 / 2561657
Fax: 0452-2567552
e-mail: esp-mdu@LNTEBG.com

L&T Business Park, Tower 'B' / 3rd Floor
Saki Vihar Road, Powai
Mumbai 400 072
Tel: 022-67052874 / 2737 / 1156
Fax: 022-67051112
e-mail: esp-bom@LNTEBG.com

Unnati Building, 2nd Floor
Automation Campus
A-600, TTC Industrial area
Shil-Mahape road, Mahape
Navi Mumbai - 400710
Tel: 8102440613
e-mail: esp-patna@LNTEBG.com

12, Shivaji Nagar
North Ambajhari Road
Nagpur 440 010
Tel: 0712-2260012 / 6606421
Fax: 2260030 / 6606434
e-mail: esp-nag@LNTEBG.com

32, Shivaji Marg
P. O. Box 6223
New Delhi 110 015
Tel: 011-41419514 / 5 / 6
Fax: 011-41419600
e-mail: esp-del@LNTEBG.com

Grand Chandra, 2nd Floor
Fraser Road
Opposite Doordarshan Kendra
Patna 800001
Tel: 8102440613
e-mail: esp-patna@LNTEBG.com

L&T House
P. O. Box 119
191/1, Dhole Patil Road
Pune 411 001
Tel: 020-48544395 / 48544279
e-mail: esp.pnq@LNTEBG.com

Crystal Tower,
4th Floor, G. E. Road
Telibandha
Raipur - 492 006
Tel: 0771-4283214
e-mail: esp-raipur@LNTEBG.com

3rd Floor
Vishwakarma Chambers
Majura Gate, Ring Road
Surat 395 002
Tel: 0261-2473726
Fax: 0261-2477078
e-mail: esp-sur@LNTEBG.com

Radhadaya Complex
Old Padra Road
Near Charotar Society
Vadodara 390 007
Tel: 0265-6613610 / 1 / 2
Fax: 0265-2336184
e-mail: esp-bar@LNTEBG.com

Door No. 49-38-14/3/2, 1st floor,
NGGO's Colony, Akkayyapalem,
Visakhapatnam - 530 016
Tel: 0891-2791126 / 2711125
Fax: 0891-2791100
e-mail: esp-viz@LNTEBG.com

Product improvement is a continuous process. For the latest information and special applications, please contact any of our offices listed here.



L&T Electrical & Automation

A brand of Larsen & Toubro Limited

L&T Electrical & Automation, Electrical Standard Products
Powai Campus, Mumbai 400 072

Customer Interaction Center (CIC)

BSNL / MTNL (toll-free): 1800 233 5858 Reliance (toll-free): 1800 200 5858
Tel: 022 6774 5858 Email: cic@Lntebg.com Web: www.Lntebg.com

Regd. Office: L&T Electrical & Automation, L&T House, N. M. Marg,
Ballard Estate, Mumbai - 400 001, INDIA. CIN: L99999MH1946PLC004768